

**Mercy Hospital Logan County  
Community Health Needs Assessment  
Summary  
2024-2025**



January 2025

## Introduction

New requirements for nonprofit, 501 (c)(3), hospitals were enacted under the Patient Protection and Affordable Care Act (ACA), passed on March 23, 2010. One of the most significant of the new requirements is the Community Health Needs Assessment (CHNA) that must be conducted during taxable years after March 23, 2012 and submitted with IRS form 990. A CHNA must then be completed every three years following.

While the requirements are fairly new, the IRS has made strides in defining hospitals that must complete the CHNA as well as details of what is expected in the CHNA report to be submitted. At this time the only entities that must complete the CHNA are hospital organizations defined as:

- An organization that operates a State-licensed hospital facility
- Any other organization that the Secretary determines has the provision of hospital care as its principal function or purpose constituting the basis for its exemption under section 501 (c)(3).

The general goal behind the requirement is to gather community input that leads to recommendations on how the local hospital can better meet and serve residents' needs. The community input is typically derived from a community survey and a series of open meetings. Local health data are presented. Community members then identify and prioritize their top health needs.

After listening to community input, the hospital defines an implementation strategy for their specific facility. The implementation strategy is a written plan that addresses each of the health needs identified in the community meetings. To meet Treasury and IRS guidelines an implementation strategy must:

- Describe how the hospital facility plans to meet the health need, or
- Identify the health need as one the hospital facility does not intend to meet and explain why the hospital facility does not intend to meet the health need<sup>1</sup>

After the needs are identified that the hospital can address, the implementation strategy must take into account specific programs, resources, and priorities for that particular facility. This can include existing programs, new programs, or intended collaboration with governmental, nonprofit, or other health care entities within the community.<sup>2</sup>

---

Internal Revenue Service. 2011. Notice and Requests for Comments Regarding the Community Health Needs Assessment Requirements for Tax-Exempt Hospitals. Internal Revenue Bulletin: 2011-30. 2 Ibid

The facility must make the recommendations and implementation strategy widely available to community members. The facility must adopt the implementation strategy in that same taxable year.

This document discusses the steps taken to conduct a CHNA for Mercy Hospital Logan County in 2024. It begins with a description of the hospital's steps to addressing priorities identified during the 2021 CHNA along with the impacts, followed by a description of the medical service area, including a demographic analysis, and then summarizes each meeting that took place during the CHNA process. The report concludes by listing the recommendations that came out of the process and presenting the hospital's implementation strategy and marketing plan.

This report along with the implementation strategy was presented and approved by the governing board on May 13, 2025.

## **2021 Community Health Needs Assessment- Community Input, Priorities, Implementation, and Evaluation**

Mercy Hospital Logan County worked with the Oklahoma Office of Rural Health in 2021 to complete their third Community Health Needs Assessment. The previous assessments were completed in 2015, 2013. During that time, health concerns were identified by community members and then prioritized by community members in focus group-style meetings. The following identifies each priority, implementation taken, and an evaluation or impact of the implementation. The Covid-19 pandemic greatly impacted the implementation of some of the priorities and outreach opportunities during 2020 and 2021.

### **Summary of Community Input for CHNA 2021**

In an effort to promote social distancing and following recommendations outlined the CDC's website, the hospital hosted one community listening session via Zoom. Key stakeholders that were unable to attend this session on October 27, 2021, received individual follow up calls that were completed similar to key informant interviews. All stakeholders received all of the typical primary and secondary data prior to their respective meetings. The meeting presentations and handouts can be found in Appendices C-E. The Oklahoma Office of Rural Health facilitated the gathering of the secondary data, the completion of the survey, and the Zoom meeting and follow up interviews. Data summaries are provided in the following sections.

Community members who were included to provide input:

- Mercy Hospital Logan County representatives
- Proud Dental
- Langston University
- Logan County Health Department
- Meridian Technology Center
- Guthrie Public Schools

- Job Corps
- Guthrie News Page

Key stakeholders were identified due to their expertise of health conditions and concerns in the Guthrie area along with the respective populations they represent. In particular, Logan County Health Department was included for their expertise of public health in Logan County. Significant efforts were made to include those who represented low-income and racially diverse populations.

- Mercy Hospital Logan County Administration utilized these responses to generate the list of priorities based on the frequencies of responses, potential impact the hospital can have on these items, and the opportunity to collaborate with existing organizations and providers in the community. The following items were identified as priorities:

- Mental health – Consideration to increasing relationships to offer services on campus.
- Transportation - Lack of access to the trolley due to the company not having enough drivers and COVID impact.
- Access to specialists – Working to add specialists via telemedicine (pulmonologist)

**Area of concern:** Mental health-

Activity 1: Emergency Department Screenings/Assessments- Mercy Hospital Logan County continues to administer a screening questionnaire to all patients seen through the emergency department to determine mental health needs. From there, patients who are identified as needing services or care are then referred to the appropriate provider or facility.

Activity 2: Rural Health Clinic/Outpatient Screenings/Assessments- Mercy Hospital Logan County operates two rural health clinics. Similar to the ED setting, these clinics also offer and provide mental health screenings. When patients are identified, referrals are made.

Activity 3: On-Campus mental health services – The hospital has entered into a contract with Senior Life Solutions to provide individual and group therapies to patients age 65 and over who require mental health services. Services began July 2025.

Activity 4: The hospital has also leased space on campus to Northcare, who provides 24/hr. mental health urgent care to adults.

**Area of concern:** Lack of access to the trolley –

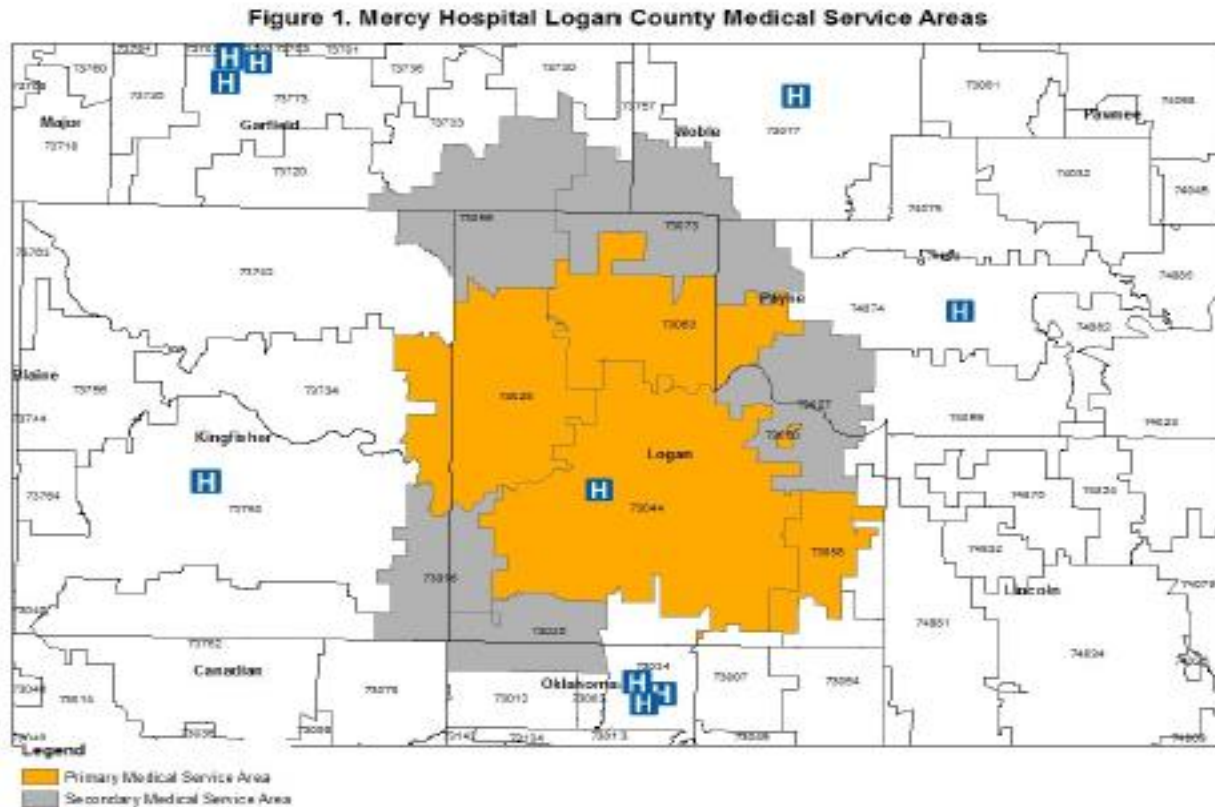
Activity 1: The hospital continues to provide transportation tokens for those in need. The clinics have increased video/tele visits for patients to help alleviate travel outside of Guthrie.

**Area of Concern:** Access to specialists- Mercy Hospital Logan County

Activity 1: Mercy Hospital Logan County continues to partner with our sister hospital, Mercy-Oklahoma City to provide access to physicians using telehealth technology.

## Mercy Hospital Logan County Medical Services Area Demographics

Figure 1 displays the Mercy Hospital Logan County medical services area. Mercy Hospital Logan County and all area hospitals are delineated in the figure. The surrounding hospitals are identified in the table below by county along with their respective bed count.



**Figure 1. Mercy Hospital Logan County Medical Service Areas**

City	County	Hospital	No. of Beds
Enid	Garfield	St. Mary's Regional Medical Center	245
Enid	Garfield	INTEGRIS Bass Baptist Health Center	182
Enid	Garfield	INTEGRIS Bass Pavilion	24
Kingfisher	Kingfisher	Mercy Hospital Kingfisher	25
<i>Guthrie</i>	<i>Logan</i>	<i>Mercy Hospital Logan County</i>	<i>25</i>
Perry	Noble	Stillwater Medical-Perry	N/A
Edmond	Oklahoma	INTEGRIS Health Edmond	40
Edmond	Oklahoma	Edmond-AMG Specialty Hospital	37
Edmond	Oklahoma	Summit Medical Center	9
Stillwater	Payne	Stillwater Medical Center	117

As delineated in Figure 1, the primary medical service area of Mercy Hospital Logan County includes the zip code areas of Guthrie, Crescent, Langston, Meridian, and Mulhall. The primary medical service area experienced a population increase of 7.7 percent from the 2000 Census to

the 2010 Census (Table 1). This same service area experienced another population increase of 16.3 percent from the 2010 Census to the 2020 census.

The secondary medical services area is comprised of the zip code Cashion, Coyle, Edmond, Marshall, and Orlando. The secondary medical service area experienced an increase in population of 366 percent from 2000 to 2010 followed by a population increase of 24.6 percent from 2010 to the 2020 Census. The large increase in population from the 2000 to the 2010 decennial Census was due to the addition of the Edmond, 73025, zip code. This area was not present during the 2000 Census.

Table 1. Population of Mercy Hospital Logan County Medical Service Area

<b>Table 1</b>						
<b>Population of Mercy Hospital Logan County</b>						
<b>Medical Service Area</b>						
		2000	2010	2020	% Change	% Change
Population by Zip Code		Population	Population	Population	2000-2010	2010-2020
<i>Primary Medical Service Area</i>						
	73044 Guthrie	18,391	20,226	24,603	10.0%	21.6%
	73028 Crescent	3,199	3,454	3,194	8.0%	-7.5%
	73050 Langston	1,688	1,370	1,482	-18.8%	8.2%
	73058 Meridian	256	332	322	29.7%	-3.0%
	73063 Mulhall	685	691	710	0.9%	2.7%
	<b>Total</b>	<b>24,219</b>	<b>26,073</b>	<b>30,311</b>	<b>7.7%</b>	<b>16.3%</b>
<i>Secondary Medical Service Area</i>						
	73016 Cashion	1,367	1,850	2,053	35.3%	11.0%
	73027 Coyle	1,059	1,493	1,199	41.0%	-19.7%
	73025 Edmond	n/a	11,579	15,524	n/a	34.1%
	73056 Marshall	436	441	431	1.1%	-2.3%
	73073 Orlando	551	541	610	-1.8%	12.8%
	<b>Total</b>	<b>3,413</b>	<b>15,904</b>	<b>19,817</b>	<b>366.0%</b>	<b>24.6%</b>

SOURCE: Population data from the U.S. Bureau of Census, Decennial Census 2000, 2010 and 2020 (July 2024)

Table 2 displays the current existing medical services in the primary service area of the Mercy Hospital Logan County medical services area. Most of these services would be expected in a service area of Guthrie’s size: three physician offices, five dental offices, two optometry offices, and three chiropractic offices. Mercy Hospital Logan County is a 25-bed critical access hospital located in Logan County. The hospital provides acute and swing bed inpatient services, 24-hour emergency department, MRI, CT, Ultrasound, outpatient services including infusion and laboratory. The hospital also has two provider based rural health clinics. A complete list of hospital services and community involvement activities can be found in Appendix A.

Table 2. Existing Medical Services in the Mercy Hospital Logan County Medical Services Area

Count	Service
1	Hospital: Mercy Hospital Logan County
3	Physician offices and clinics
5	Dental Offices
2	Optometry offices
3	Chiropractic offices
2	Nursing homes
1	Assisted living facility
1	Disabled living center
2	Home health providers
1	Hospice provider
2	EMS providers
1	County Health Department: Logan County
2	Physical therapy/Rehab providers
2	Mental health and/or behavioral health providers
1	DME provider
4	Pharmacies

In addition to examining the total population trends of the medical service areas, it is important to understand the demographics of those populations. Table 3 displays trends in age groups for the primary and secondary medical service areas as well as Logan County in comparison to the state of Oklahoma. Overall, the over 65 age group has experienced an increase in population across all geographies from the 2010 Census to the latest, 2020 census. This cohort accounted for 16.5 percent of the total population at the state level. This is compared to 17.5 percent of the population of the primary medical service area, 14.2 percent of the secondary medical service area, and 15.6 percent of Logan County.

Table 3. Percent of Total Population by Age Group for Mercy Hospital Logan County Medical Service Areas, Logan County and Oklahoma.

<b>Table 3</b>				
<b>Percent of Total Population by Age Group for Mercy Hospital Logan County Medical Service Areas, Logan County and Oklahoma</b>				
<b>Age Groups</b>	<b>Primary Medical Service Area</b>	<b>Secondary Medical Service Area</b>	<b>Logan County</b>	<b>Oklahoma</b>
<b>2010 Census</b>				
0-14	18.9%	24.1%	20.7%	20.7%
15-19	9.9%	8.1%	8.6%	7.1%
20-24	7.9%	3.4%	6.5%	7.2%
25-44	21.9%	23.9%	23.8%	25.8%
45-64	27.0%	30.2%	27.7%	25.7%
65+	<u>14.3%</u>	<u>10.2%</u>	<u>12.6%</u>	<u>13.5%</u>
Totals	100.0%	100.0%	100.0%	100.0%
Total Population	26,073	15,904	41,848	3,751,351
<b>2020 Census</b>				
0-14	19.6%	23.7%	21.5%	19.9%
15-19	8.1%	8.4%	7.8%	7.0%
20-24	6.9%	4.3%	5.8%	6.8%
25-44	23.0%	22.6%	23.9%	25.8%
45-64	24.9%	26.8%	25.5%	24.0%
65+	<u>17.5%</u>	<u>14.2%</u>	<u>15.6%</u>	<u>16.5%</u>
Totals	100.0%	100.0%	100.0%	100.0%
Total Population	30,311	19,817	49,555	3,959,353

SOURCE: U.S. Census Bureau, Decennial Census data for 2010 and 2020 ([www.census.gov](http://www.census.gov) [July 2024]).

Changes in racial and ethnic groups can impact the delivery of healthcare services, largely due to language barriers and dramatically different prevalence rates for specific diseases, such as diabetes. A noticeable trend in Oklahoma is the growth in the Hispanic origin population. In 2010, those of Hispanic origin accounted for 8.9 percent of the total state population. The 2020 census suggest that this population group has experienced an increase to 11.9 percent of the total population. This trend is somewhat evident in Logan County and both medical service areas. The share of the population identified as of Hispanic Origin accounted for 6.9 percent of the primary medical service area’s population in the 2020 census and 5.9 percent of the secondary medical service area during the same time period.

**Table 4. Percent of Total Population by Race and Ethnicity for Mercy Hospital Logan County Medical Service Areas, Logan County and Oklahoma**

Race/Ethnic Groups	Primary Medical Service Area	Secondary Medical Service Area	Logan County	Oklahoma
<b>2010 Census</b>				
White	78.5%	89.1%	81.0%	72.2%
Black	12.1%	3.3%	9.1%	7.4%
Native American <sup>1</sup>	3.2%	2.7%	3.3%	8.6%
Other <sup>2</sup>	1.8%	1.8%	2.5%	5.9%
Two or more Races <sup>3</sup>	4.4%	3.0%	4.1%	5.9%
Hispanic Origin <sup>4</sup>	4.2%	6.3%	<u>5.2%</u>	8.9%
Total Population	26,073	15,904	41,848	3,751,351
<b>2020 Census</b>				
White	72.9%	81.6%	74.9%	63.5%
Black	9.5%	1.7%	6.6%	7.3%
Native American <sup>1</sup>	3.5%	3.1%	3.5%	8.4%
Other <sup>2</sup>	3.4%	3.1%	4.1%	7.9%
Two or more Races <sup>3</sup>	10.7%	10.5%	11.0%	12.8%
Hispanic Origin <sup>4</sup>	6.9%	5.9%	8.1%	11.9%
Total Population	30,311	19,817	49,555	3,959,353

SOURCE: U.S. Census Bureau, Decennial Census data for 2010 and 2020 (www.census.gov [July 2024]).

<sup>1</sup> Native American includes American Indians and Alaska Natives.

<sup>2</sup> Other is defined as Asian Americans, Native Hawaiians, Pacific Islanders and all others.

<sup>3</sup> Two or more races indicate a person is included in more than one race group.

<sup>4</sup> Hispanic population is not a race group but rather a description of ethnic origin; Hispanics are included in the five race groups.

## Economic Conditions of Logan County and Economic Impact of Health Sector

Economic indicators for Logan County in comparison to Oklahoma and the United States are outlined in Table 5. Logan County tends to lag Oklahoma and the United States in terms of per capita income, or the total income divided by the population. Oklahoma as a state tends to lag the national average.

In terms of employment and unemployment, there have been many changes from 2023- May 2024. The Logan County Unemployment rate rose from 3.1 to 3.2 percent while the State of Oklahoma unemployment rate rose from 3.1 to 3.6 percent. Both county and state lagged slightly behind the national unemployment rates of 3.6 to 3.7 percent.

The share of individual captured below the poverty threshold for income and household size is calculated by the U.S. Census Bureau. In 2022, the poverty rate for all ages in Logan County was 12.0 percent. This is lower than the state (15.6 percent) and slightly lower than the national rate of 12.6 percent. The share of children, or those under the age of 18, followed a different trend of being lower than both the state and national rate. All economic indicators can be found in Table 5.

Indicator	County	State	U.S.
Total Personal Income (2022)	\$2,517,524,000	\$226,307,998,000	\$21,820,248,000,000
Per Capita Income (2022)	\$48,476	\$56,298	\$65,470
Employment (2023)	23,769	1,845,328	161,037,000
Unemployment (2023)	751	58,180	6,080,000
Unemployment Rate (2023)	3.1%	3.1%	3.6%
Employment (May 2024)*	24,080	1,916,291	161,341,000
Unemployment (May 2024)*	799	70,673	6,235,000
Unemployment Rate (May 2024)*	3.2%	3.6%	3.7%
Percentage of People in Poverty (2022)	12.0%	15.6%	12.6%
Percentage of Under 18 in Poverty (2022)	14.6%	19.7%	16.3%
Transfer Dollars (2022)	\$490,705,000	\$48,710,861,000	\$4,002,084,000,000
Transfer Dollars as Percentage of Total Personal Income (2022)	19.5%	21.5%	18.3%
Medical Benefits as a share of Transfer Payments (2022)	33.8%	40.6%	44.3%
*State and County estimates are considered preliminary			
SOURCES: 2023 Bureau of Labor Statistics; 2022 Bureau of Economic Analysis; 2022 U.S. Census Bureau.			

Table 6 displays various education variables for Logan County. The first three lines are education attainment percentages for the population aged 25 years and greater. In Logan County, 91.8 percent of the population has at least their high school diploma, 60.8 percent has at least some college, and 30.7 percent of the population has at least a bachelor’s degree. The far-right handed column provides a ranking within the state based on the highest, or most favorable percentages. The free and reduced lunch rate is the share of children in Logan County who are enrolled in public school and eligible for free and reduced lunches. Logan County’s rate is 53.0 percent. This is lower than the state average of 56.0 percent. This is the 24th lowest rate in the state. Following includes information regarding payer source data for Logan County residents in comparison to the state. A ranking is provided with the lowest percentages as the more favorable ranking. In 2021, 14.4 percent of individuals under the age of 65 were categorized as uninsured in Logan County. This is lower than the state rate of 16.9 percent. In terms of children, or those under the age of 19, this rate was 7.7 percent, also lower than the state rate of 8.0 percent. In 2024, 19.7 percent of the population of Logan County had Medicare as a payer for healthcare. This includes Medicare parts A, B and Advantage. In terms of Medicaid, 15.8 percent of the population in Logan County had Medicaid as a payer source. The Medicare and Medicaid data were gathered from different sources, and duplicates have not been removed.

**Table 6. Education Data for Logan County and the State of Oklahoma**

Indicator	County	State	Logan County Ranking
At Least High School Diploma	91.8%	88.9%	8th Highest
Some College	60.8%	58.2%	7th Highest
At Least Bachelor's Degree	30.7%	27.3%	9th Highest
Free and Reduced Lunch Rate	53.0%	56.0%	24th Lowest

Sources: U.S. Census Bureau, American Community Survey, 2018-2022, National Center for Education Statistics 2021-2022

**Payer Source Data for Logan County and the State of Oklahoma**

Indicator	County	State	Logan County Ranking
2021 Uninsured rate (under 65)	14.4%	16.9%	4th Lowest
2021 Uninsured rate (under 19)	7.7%	8.0%	13th Lowest
2024 Medicare share of total population	19.7%	20.0%	14th Lowest
2024 Original Medicare (A & B)	11.5%	11.9%	9th Lowest
2024 Medicare Advantage & Other	8.2%	8.1%	45th Lowest
2024 Medicaid share of total population	15.8%	26.0%	2nd Lowest
2024 Dual Enrollees (Medicare & Medicaid)	2.1%	3.1%	10th Lowest

Sources: U.S. Census Bureau Small Area Health Insurance Estimates, 2021; Centers for Medicare and Medicaid Services, Medicare Part A and B Recipients by State and County, February 2024 Enrollment Data; Oklahoma Health Care Authority, Total Enrollment by County, April 2024 Enrollment Data

## **Health Data**

Various sources of health data were examined including data from the County Health Rankings and Roadmaps Program through the University of Wisconsin Population Health Institute, and the Robert Wood Johnson Foundation. The County Health Rankings program evaluates and ranks counties based on two distinct areas: Health Factors and Health Outcomes.

Health factors, considered tomorrow's health, are comprised of health behaviors, clinical care social and economic factors, and physical environment. This data suggests, in general, the health status of Logan County residents is somewhat comparable to that of neighboring counties such as Payne, Kingfisher and Oklahoma. Areas of concern include Logan County's smoking rate, obesity rate, access to exercise opportunities, and alcohol impaired driving deaths all less desirable than the top U.S. performers. Also, the ratio of primary care physicians and dentist in comparison to the county populations are all areas of concern in Logan County. All health factors variables are presented in Table 9 along with Logan County specific data, the top U.S. performers, and the state average. The yellow highlighted categories are the areas identified by the County Health Rankings and Roadmaps as areas to explore (generally where Logan County ranks very poorly compared to the national benchmark). The green highlighted areas are identified by County Health Rankings and Roadmaps as areas of strength for Logan County.

Table 7

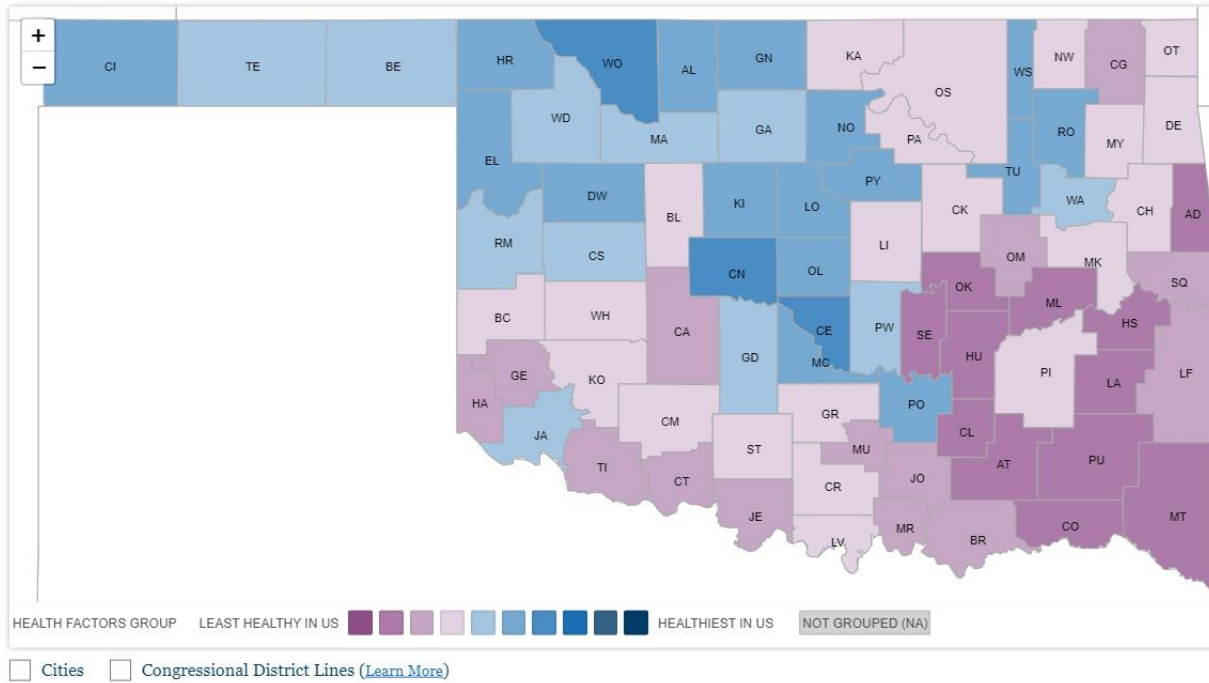
<b>Health Indicators and Outcomes for Logan County</b>				
<b>Health Factors</b>				
<b>Category</b>	<b>Logan County</b>	<b>Error Margin</b>	<b>Oklahoma</b>	<b>United States</b>
<b>Health Behaviors</b>				
Adult Smoking	18%	14-22%	18%	15%
Adult Obesity	42%	35-49%	40%	34%
Food Environment Index	7.1		5.6	7.7
Physical Inactivity	27%	22-32%	27%	23%
Access to Exercise Opportunities	58%		71%	84%
Excessive Drinking	15%	12-18%	14%	18%
Alcohol-Impaired Driving Deaths	32%	24-40%	27%	26%
Sexually Transmitted Infections	338		520	496
Teen Births	13	11-14	27	17
<b>Clinical Care</b>				
Uninsured	14%	13-16%	17%	10%
Primary Care Physicians	25,440:1		1,690:1	1,330:1
Dentists	7,420:1		1,560:1	1,360:1
Mental Health Providers	650:1		230:1	320:1
Preventable Hospital Stays	2,347		3,069	2,681
Mammography Screening	46%		40%	43%
Flu Vaccinations	37%		42%	46%
<b>Social &amp; Economic Factors</b>				
High School Graduation	92%	90-93%	89%	89%
Some College	62%	56-68%	60%	68%
Unemployment	2.7%		3.0%	3.7%
Children in Poverty	15%	10-19%	20%	16%
Income Inequality	4.6	4.0-5.3	4.6	4.9
Children in Single-Parent Household	13%	10-17%	26%	25%
Social Associations	7.7		11.3	9.1
Injury Deaths	78	67-89	98	80
<b>Physical Environment</b>				
Air-Pollution- Particulate Matter	9.4		8.7	7.4
Drinking Water Violations	No			
Severe Housing Problems	9%	7-11%	13%	17%
Driving Alone to Work	80%	77-83%	80%	72%
Long Commute- Driving Alone	48%	43-53%	28%	36%
Source: County Health Rankings & Roadmaps; University of Wisconsin Population Health Institute; Robert Wood Johnson Foundation				

The following figure depicts each county’s rank by shade. Logan County’s ranking is comparable to Kingfisher, Canadian, Oklahoma, Noble, and Payne Counties. Logan County’s ranking is more favorable than Garfield County’s.



**County Health Rankings & Roadmaps**

2024 Health Factors - Oklahoma

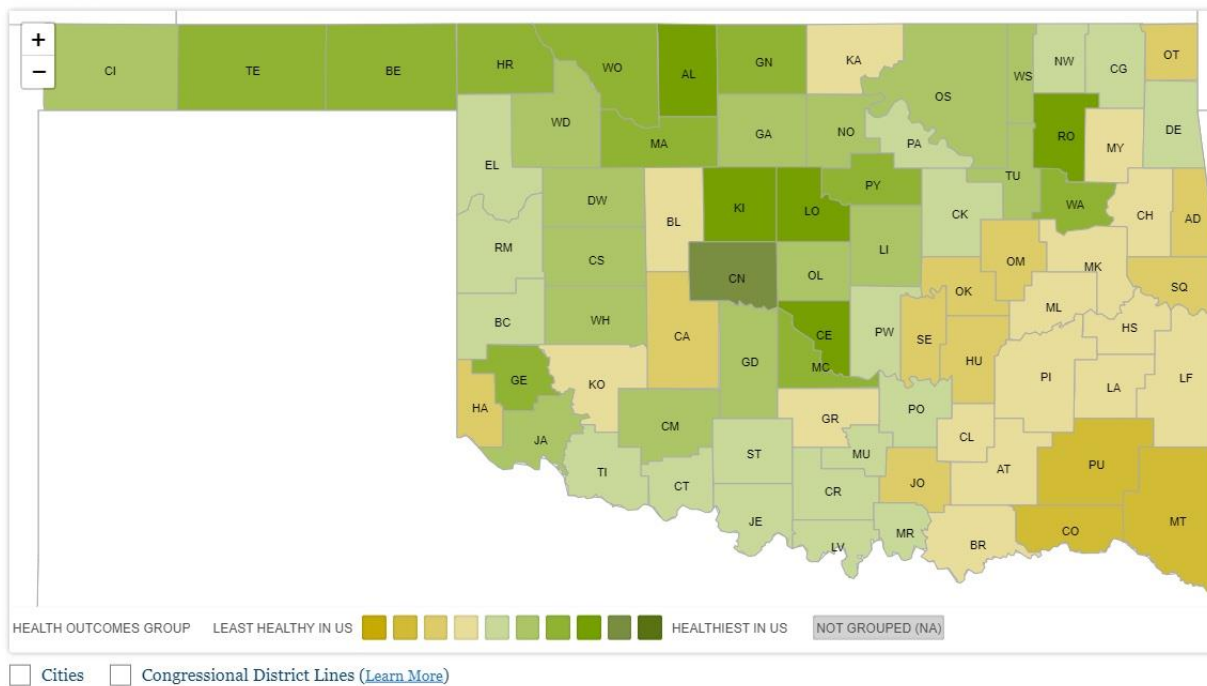


Health outcomes are comprised of two areas: length of life and quality of life. The variables for each of these sections are presented in Table 8 below.

**Health Outcomes**

Category	Logan County	Error Margin	Top U.S. Performers	Oklahoma
<b>Length of Life</b>				
Premature Death (Years if Potential Life Lost)	7,558	6,672-8,445	6,000	10,334
<b>Quality of Life</b>				
Poor or Fair Health	17%	17-21%	13%	19%
Poor Physical Health Days	3.8	3.0-4.6	3.1	3.8
Poor Mental Health Days	5.5	4.5-6.5	4.4	5.5
Low Birth Weight	7%	6-8%	6%	8%

The following figure shows county health outcomes rankings by shades. Logan County’s ranking is comparable to Kingfisher, Oklahoma, Noble and Payne Counties. Logan County’s ranking is more favorable than Major, Garfield, and Lincoln Counties.



### Community Survey Methodology and Results 2024

A survey was designed to gauge hospital usage, satisfaction, and community health needs. The survey was available in both paper and web format. The web format was administered through Survey Monkey application licensed by the Oklahoma Office of Rural Health. The survey link was emailed to all Mercy Hospital-Logan County co-workers and posted the hospital’s Facebook page. The survey link was also shared through local civic organizations including the Guthrie Chamber of Commerce and Lions Club. Survey recipients each received a link to the survey and were encouraged to share it. Survey questions and results can be found in Appendix D. Community members were asked to return any completed hard copy surveys to Mercy Hospital Logan County.

The survey ran from October 22, 2024 through November 30, 2024. A total of 77 surveys from the Mercy Hospital Logan County medical service area were completed.

Table 9 below shows the survey respondent representation by zip code. The largest share of respondents was from the Guthrie (73044) zip code with 55 responses or 71.4 percent of the total. Crescent followed with 6 responses at 7.8 percent. Two separate Edmond zip codes followed with 2 responses (73034) and 1 response (73013).

Table 9 - Zip Code of Residence

Response Category	Number	Percentage
73044 - Guthrie	55	71.4%
73028 - Crescent	6	7.8%
73034 - Edmond	2	2.6%
73073 - Orlando	2	2.6%
73703 - Enid	1	1.3%
73027 - Coyle	1	1.3%
73013 - Edmond	1	1.3%
73050 - Langston	1	1.3%
73077 - Perry	1	1.3%
73078 - Piedmont	1	1.3%
73099 - Yukon	1	1.3%
73114 - Oklahoma City	1	1.3%
73016 - Cashion	1	1.3%
73750 - Kingfisher	1	1.3%
Undetermined	2	2.6%

The survey focused on several health topics of interest to the community. Highlights of the results include:

***Primary Care Physician Visits***

- 93.33% of survey respondents reported using a primary care physician for routine care.
  - 13.33 % reported using midlevel practitioners such as nurse practitioner or PA for routine care
  - 13.33% reported using urgent care or walk-in clinics for routine care.
- 61.33% of respondents had used a primary care physician in the Guthrie service area.
- 95.65% of those responded being satisfied.
- Only 17 respondents or 22.97% of the survey respondents believe there are enough primary care physicians practicing in the Guthrie area.
- 43.24% responded they were able to get an appointment within 48 hours with their primary care physician when they needed one.
- 71.62% of respondents indicated that they have used the services of an urgent care in the past 24 months.
- 84.93% responded that they would utilize urgent care or after hours services offered in Guthrie.
- 39.19% (29 respondents) reported using telemedicine services with their provider within the past 24 months.
  - 89.66% reported being satisfied with the quality of care received via telemedicine.

***Other Needed Services***

Table 10 comprises the survey respondents list of services that are being accessed outside of the Guthrie service area that could, or should be provided within Guthrie and the surrounding communities.

Table 10 Services accessed outside of Guthrie Service Area

Type of Specialty	Number of respondents answering “Yes”	Percent
Urgent Care	34	58.62%
Pediatrics	52	80.00%
Orthopedics	55	82.09%
Urology	49	77.78%
Ear, Nose and Throat	56	82.35%
Cancer Care	54	80.60%
Mental/Behavioral Health	55	82.09%
Cardiology	56	86.15%
Obstetrics	50	76.92%
Audiology	47	74.60%
Sleep Disorder	38	63.33%
Ophthalmology	42	70.00%
Endocrinology	52	81.25%

-66% of respondents report being satisfied to very satisfied with healthcare services they received in Guthrie and the surrounding communities.

### ***Hospital Usage and Satisfaction***

Survey highlights include:

- 70.13% of respondents reported using the services of a hospital in the last 24 months
- 66.67% of survey respondents that have used hospital services in the past 24 months used services at *Mercy Hospital Logan County*.
- All other Mercy locations in the Oklahoma City/Edmond area made up 22.6% of hospitals used other than Mercy, Logan County. Other non-Mercy hospitals included Integris (9.0%), OU Medical Center (3.9%)
  - The most common response for using a hospital other than Mercy Hospital Logan County was availability of specialty care (46.30%) and physician referral (24.07%).
- 94.44% of survey respondents were satisfied with the services received at Mercy Hospital Logan County
- Most common services used at Mercy Hospital Logan County:
  - Emergency Room (63.89%)
  - Diagnostic Imaging - X-ray, CT, Ultrasound, MRI (61.11%)
  - Lab (50.0%)

### ***Local Healthcare Concerns and Additional Services***

Survey respondents were asked what concerns them most about health in their community. The most common response was accessing specialty services (56.16%), and number of physicians/providers (23.61%). Additional concerns listed include mental health services, obesity, food insecurities and transportation to healthcare appointments.

### ***Community Health Needs- Identification of Priorities***

Community meetings were held to present data and gather data in a town-hall style meetings as well as Zoom meetings and individual interviews. A complete listing of individuals who participated is included in Appendix B.

During the community meeting process, participants were asked the following six questions:

- What do you see as some of the greatest health concerns in the community?
- What do you see as some of the greatest access to care barriers in Logan County/Guthrie?
- In terms of the low income, racially diverse, or medically underserved populations in Guthrie/Logan County, what do you see as barriers to care and needs?
- If you could change one thing in Guthrie/Logan County, to improve the overall quality of life, what would it be?
- What are you most proud of in Guthrie/Logan County?
- What is your vision for a healthy community?
- What are the most beneficial health resources or services in Guthrie/Logan County?

The concerns listed were:

- Smoking
- Obesity
- Diabetes
- Mental Health
- Access to health care resources/specialties in the immediate area
- Food insecurities
- Access to transportation to get to appointments
- Limited space for physical activity
- Lack of education regarding available services
- Healthy food option availability

Mercy Hospital Logan County has utilized these responses to generate the list of priorities based on the frequencies of responses, potential impact the hospital can have on these items, and the opportunity to collaborate with existing organizations and providers in the community. The following items were identified as priorities:

- Food insecurity
- Diabetes education and management
- Mental Health- service availability and access
- Access to Specialists

Guthrie does have many recognized strengths listed by survey respondents such as:

- Leadership within the community such as Emergency Management, sheriff's office, EMS services
- County health department
- Local hospital and clinics
- New Urgent Care center

## **Community Health Needs Assessment Marketing Plan**

The hospital will make the Community Health Needs Assessment Summary available upon request at Mercy Hospital Logan County and a copy will be available to be downloaded from the hospital's website (<https://www.mercy.net/about/our-communities/community-benefits/>).



### **Appendix A- Hospital Services/Community Benefits**

Mercy Hospital Logan County Hospital Services

#### **Inpatient Services:**

Acute Inpatient  
Observation  
Swing Bed  
Physical Therapy  
Occupational Therapy  
Speech Therapy  
Laboratory  
Radiology-CT, MRI, Ultrasound, Mammography  
EKG  
Pharmacy  
Wound Care  
Case Management  
Social Services  
Dietary  
Chaplain Service  
Respiratory Therapy

#### **Outpatient Services:**

Laboratory  
Radiology  
Emergency Department  
Blood Transfusions

Sleep Lab  
Physical Therapy  
Occupational Therapy  
Wound Care  
Speech Therapy  
Holter Monitor  
Individual/Group Mental Health Therapy

Clinics:

2 Mercy Primary Care Physician Clinics located in Logan County (Guthrie and Edmond)

2 Mercy Rural Health Clinics located in Logan County (Guthrie and Crescent)

Lab and Radiology offered at Mercy Clinic South Division (Guthrie RHC)

Specialty Clinic - Cardiology

## **Appendix B Community Input Participants**

LeAnn Ramsey Mercy Hospital-Logan County

Deborah Stewart – Mercy Hospital -Logan County

Christa Haley – Logan County Health Department

Joshua Snider – Logan County Health Department

Monique Dightman – Logan County Health Department

Tom Crawford – Logan County Health Department

Kimberly Page-Evans – Logan County Health Department

Steve Gentling – Mayor of Guthrie

## Appendix C Interview/Focus Group Questions/Answers



Participants:

### **Guthrie/Logan County Community Health Needs Assessment – Interview and /or Focus Group Questions**

What do you see as some of the greatest health concerns in the community?

What do you see as some of the greatest access to care barriers in Logan County/Guthrie?

In terms of the low income, racially diverse, or medically underserved populations in Logan County/Guthrie, what do you see as barriers to care and needs?

If you could change one thing in Logan County/Guthrie to improve the overall quality of life, what would it be?

What are you most proud of in Logan County/Guthrie?

What is your vision for a healthy community?

What are the most beneficial health resources or services in Logan County/Guthrie?

What are your biggest concerns living in this community?

Focus Group/Interview Questions	Focus Group Answers
What do you see as some of the greatest health concerns in the community?	Smoking, obesity, Diabetes, Mental Health, Access to health care resources such as specialties in the immediate area, food insecurities, access to transportation, Behavioral Health, Access to exercise for those unable to pay for a gym membership
What do you see as some of the greatest access to care barriers in Logan County/Guthrie?	Transportation access, walkability of Guthrie as a whole, limited space for physical activity, few parks for physical activity and those that are available are not necessarily safe-such as snakes in the park.Access to specialists
In terms of the low income, aracially diverse, or medically underserved populations in Guthrie/Logan County, what do you see as barriers to care and needs?	Transportation in smaller communities. People don't have transportation to get to appointments., Education barrier in that people don't know what services are available to them or the associated costs with what is available., Some people like to go to providers who look like them and there may not be that racial/ethnicity available,transportation to and from care.
If you could change one thing in Guthrie/Logan County to improve the overall quality of life, what would it be?	Walkability of Guthrie,walking trails and exercise areas accessible to all areas, more diverse healthy food options available for purchase, education for people to know how to use available resources, education to people to know how to make better food choices using available food resources, grocery stores on the outer edges of town so those without a vehicle could have easy access to food
What are you most proud of in Guthrie/Logan County?	Leadership within the community such as Emergency Management, sherriff's office, EMS services that all have a servant mentality toward the community,Maintaining our local hospital in an era that is closing so many small rural hospitals.
What is your vision for a healthy community?	Where people have access to holistic needs-mind, body, spirit, An educated public that knows how to make healthy choices and knows what resources are available, Additional programs such as Medically Tailored Meals and more Meals on Wheels for areas outside of Guthrie, Diabetic education throughout Logan County and safe after-school activities for school aged children
What are the most beneficial health resources or services in Guthrie/Logan County?	County Health department, Mercy hospital and clinics, other not for profit entities available for mind, body and spirit. Integris has put in aa new urgent care, there are community health workers (people to work in the community in support of health,educatio. Park near the health department.
What are your biggest concerns living in the community?	Rapidly growing community that is taxing to the infrastructure-such as traffic, health literacy (such as what does a bill say, understanding a diagnosis, educating people on medication purpose, test purpose, etc.Not having enough physician specialists

## Appendix D Survey Question Answers

### Guthrie Community Survey

#### Q1 The zip code of my residence is:

Answered: 77 Skipped: 0 |

Response Category	Number	Percentage
73044 - Guthrie	55	71.4%
73028 - Crescent	6	7.8%
73034 - Edmond	2	2.6%
73073 - Orlando	2	2.6%
73703 - Enid	1	1.3%
73027 - Coyle	1	1.3%
73013 - Edmond	1	1.3%
73050 - Langston	1	1.3%
73077 - Perry	1	1.3%
73078 - Piedmont	1	1.3%
73099 - Yukon	1	1.3%
73114 - Oklahoma City	1	1.3%
73016 - Cashion	1	1.3%
73750 - Kingfisher	1	1.3%
Undetermined	2	2.6%

Guthrie Community Survey

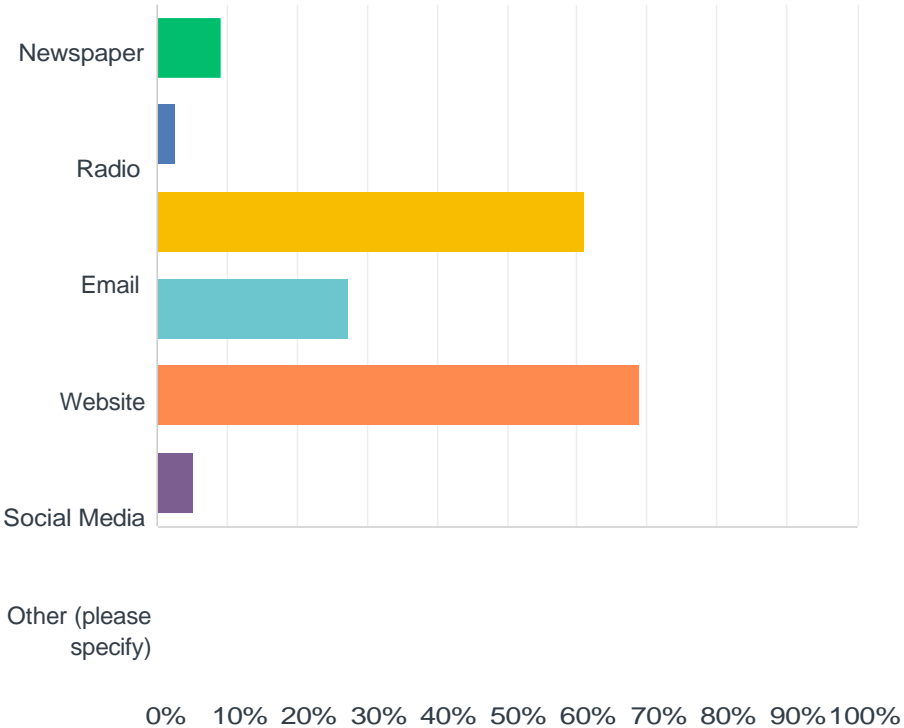
## Q2 What is your current age?

Answered: 77 Skipped: 0

Age	Frequency
25	1
26	1
27	1
30	2
32	1
33	2
34	1
36	1
37	1
38	2
39	1
40	4
42	1
44	2
45	1
47	4
48	1
49	2
50	1
52	8
53	3
54	2
55	2
56	3
57	1
58	1
59	3
64	3
65	2
66	2
68	1
69	1
70	1
71	1
72	3
73	2
74	1
76	2
80	1
82	1
85	1
86	1

Q3 How would you prefer to be notified of community events? (Please select all that apply).

Answered: 77 Skipped: 0

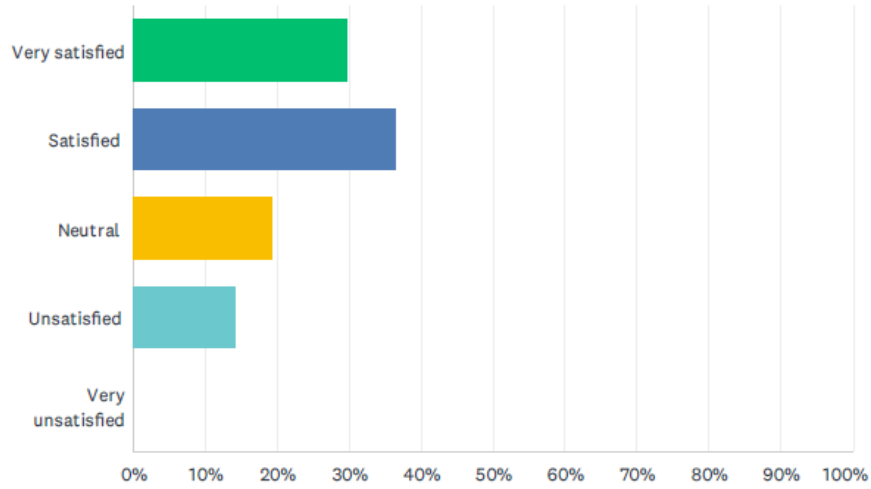


ANSWER CHOICES	RESPONSES	
Newspaper	9.09%	7
Radio	2.60%	2
Email	61.04%	47
Website	27.27%	21
Social Media	68.83%	53
Other (please specify)	5.19%	4
Total Respondents: 77		

Guthrie Community Survey

Q4 How satisfied are you with the availability of healthcare services in Guthrie and the surrounding communities?

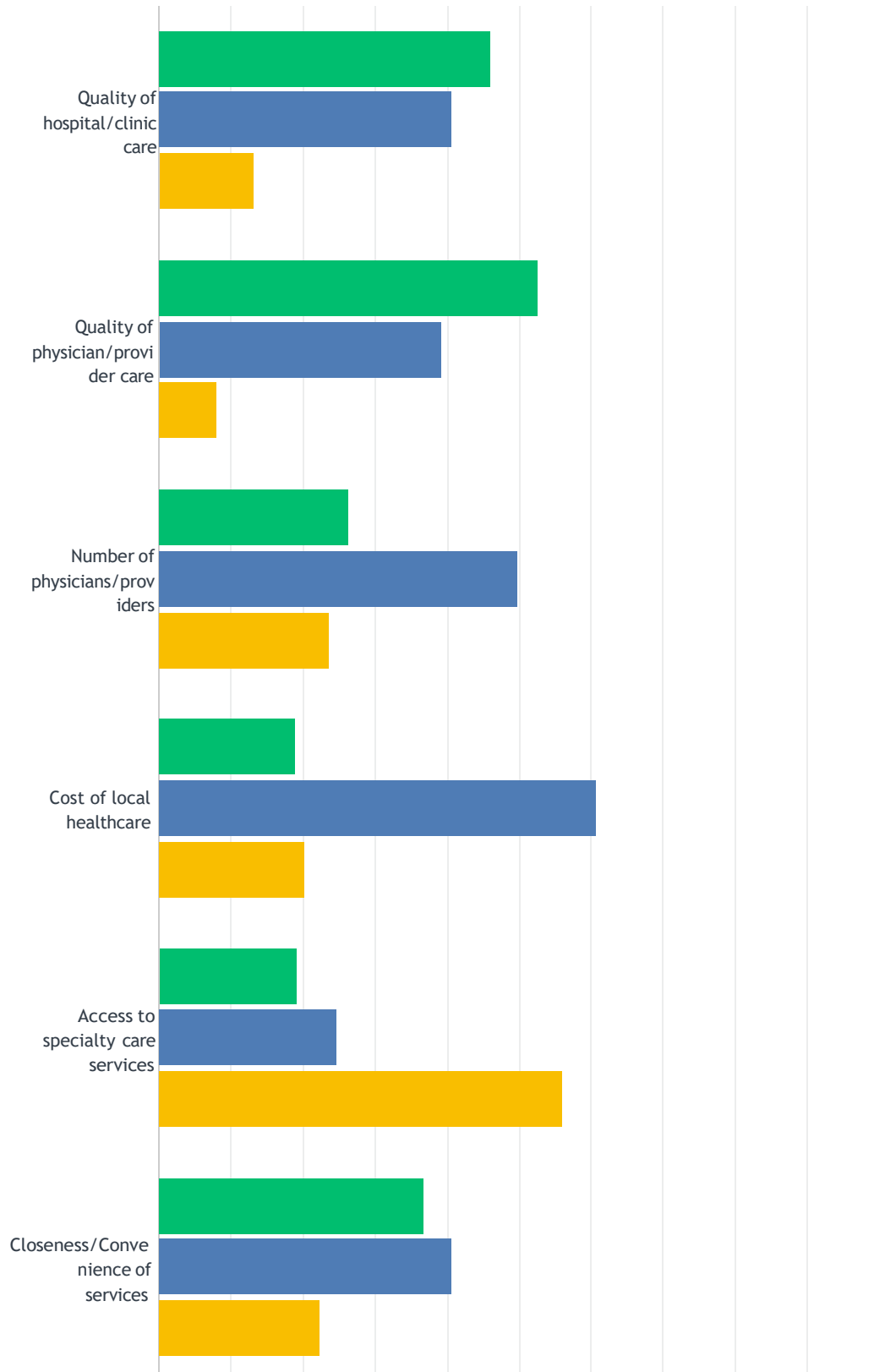
Answered: 77 Skipped: 0

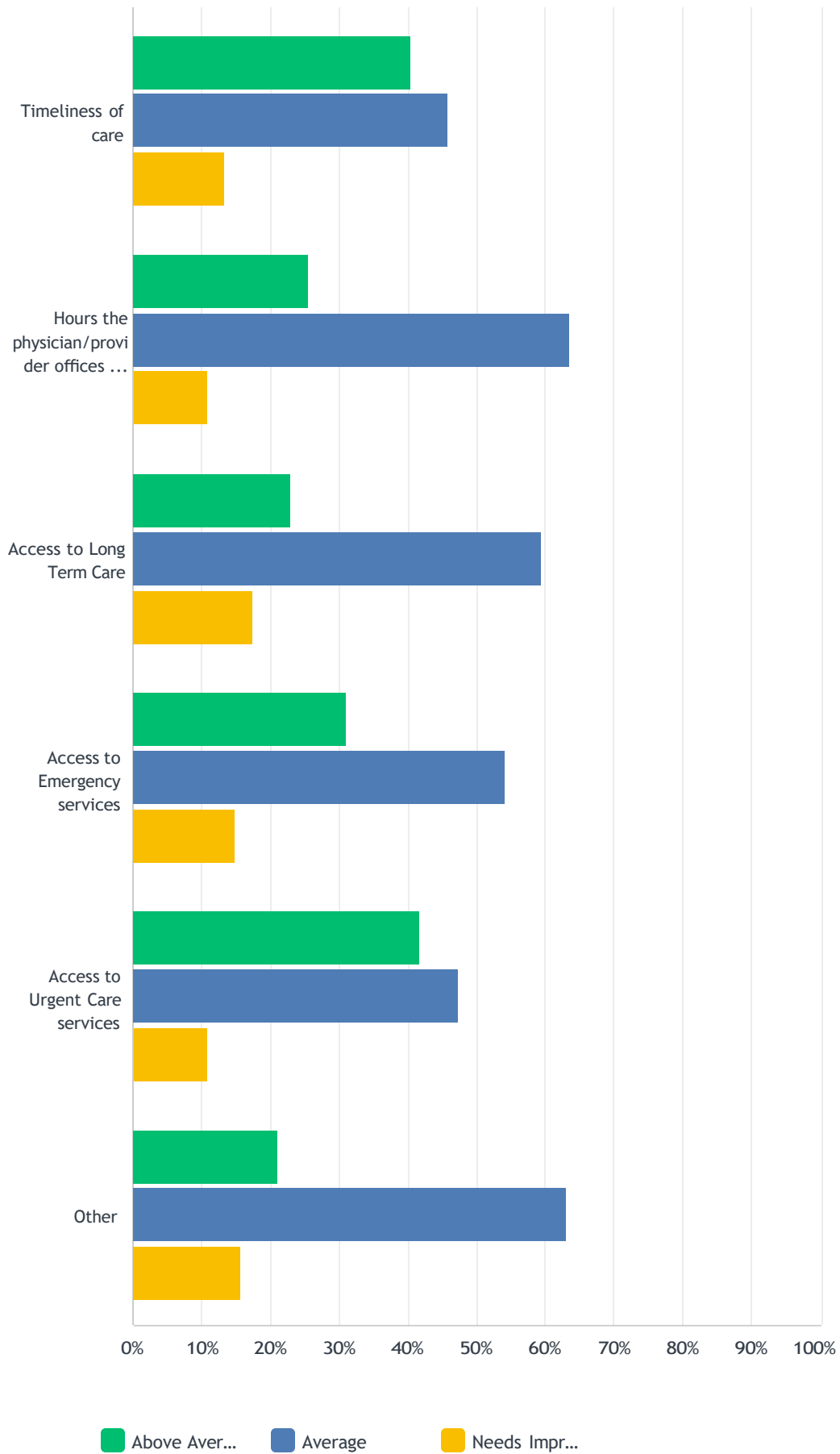


ANSWER CHOICES	RESPONSES	
Very satisfied	29.87%	23
Satisfied	36.36%	28
Neutral	19.48%	15
Unsatisfied	14.29%	11
Very unsatisfied	0.00%	0
<b>TOTAL</b>		<b>77</b>

# Q5 How do you view the following healthcare topics in Guthrie and the surrounding communities? (Check all that apply):

Answered: 77 Skipped: 0

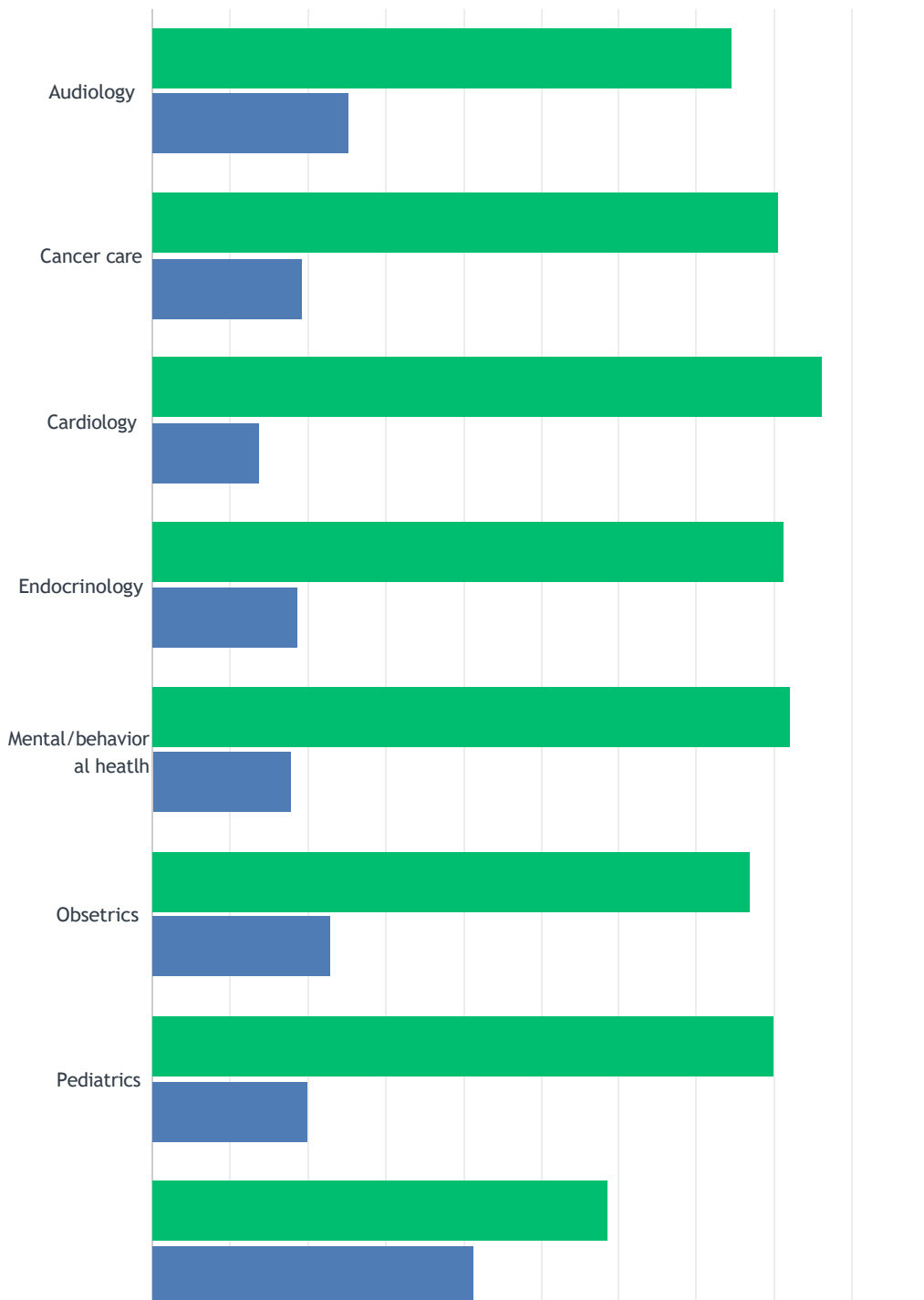


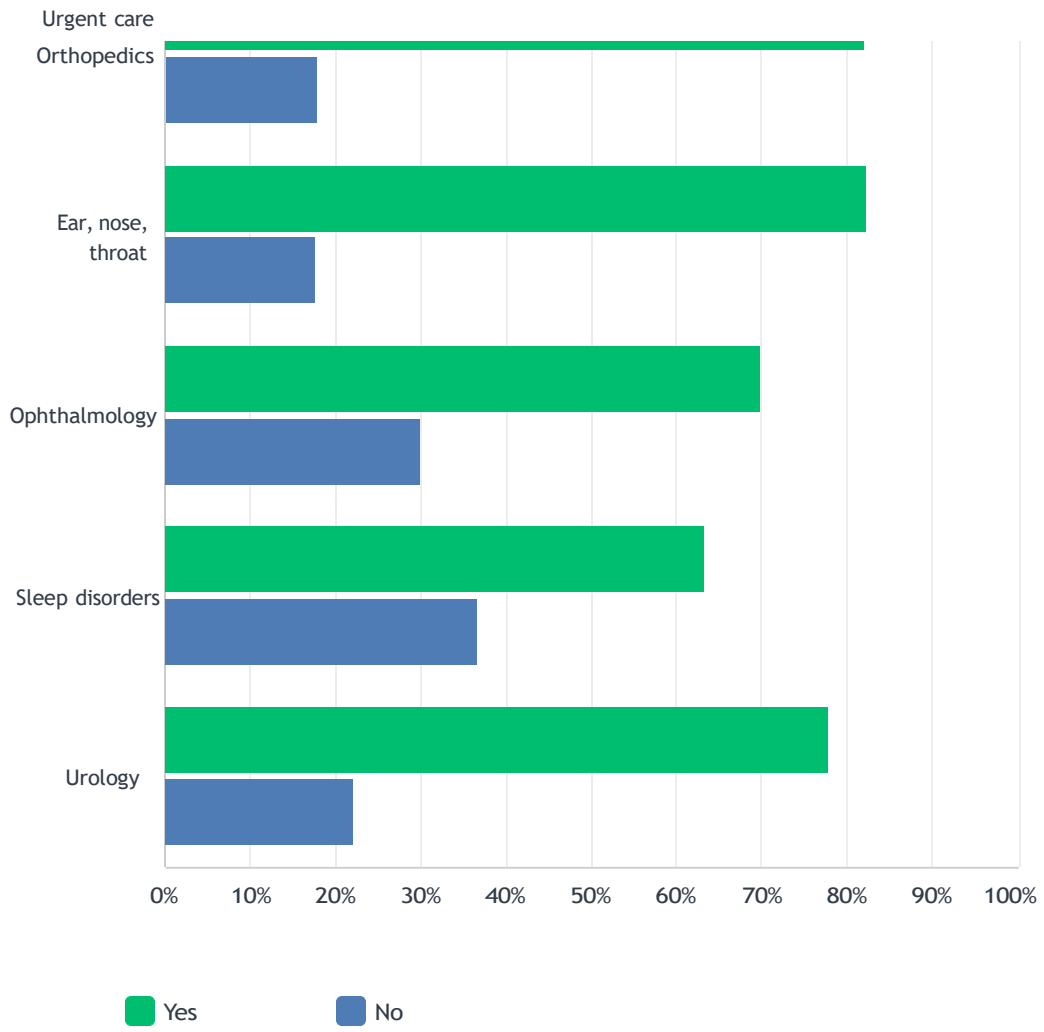


	ABOVE AVERAGE	AVERAGE	NEEDS IMPROVEMENT	TOTAL	WEIGHTED AVERAGE
Quality of hospital/clinic care	46.05% 35	40.79% 31	13.16% 10	76	1.67
Quality of physician/provider care	52.70% 39	39.19% 29	8.11% 6	74	1.55
Number of physicians/providers	26.39% 19	50.00% 36	23.61% 17	72	1.97
Cost of local healthcare	18.92% 14	60.81% 45	20.27% 15	74	2.01
Access to specialty care services	19.18% 14	24.66% 18	56.16% 41	73	2.37
Closeness/Convenience of services	36.84% 28	40.79% 31	22.37% 17	76	1.86
Timeliness of care	40.54% 30	45.95% 34	13.51% 10	74	1.73
Hours the physician/provider offices are open	25.68% 19	63.51% 47	10.81% 8	74	1.85
Access to Long Term Care	22.97% 17	59.46% 44	17.57% 13	74	1.95
Access to Emergency services	31.08% 23	54.05% 40	14.86% 11	74	1.84
Access to Urgent Care services	41.89% 31	47.30% 35	10.81% 8	74	1.69
Other	21.05% 8	63.16% 24	15.79% 6	38	1.95

Q6 What services are people accessing outside of the service area that, in your opinion, could or should be provided within Guthrie and the surrounding communities? Accessing outside of Guthrie and the surrounding communities:

Answered: 72 Skipped: 5

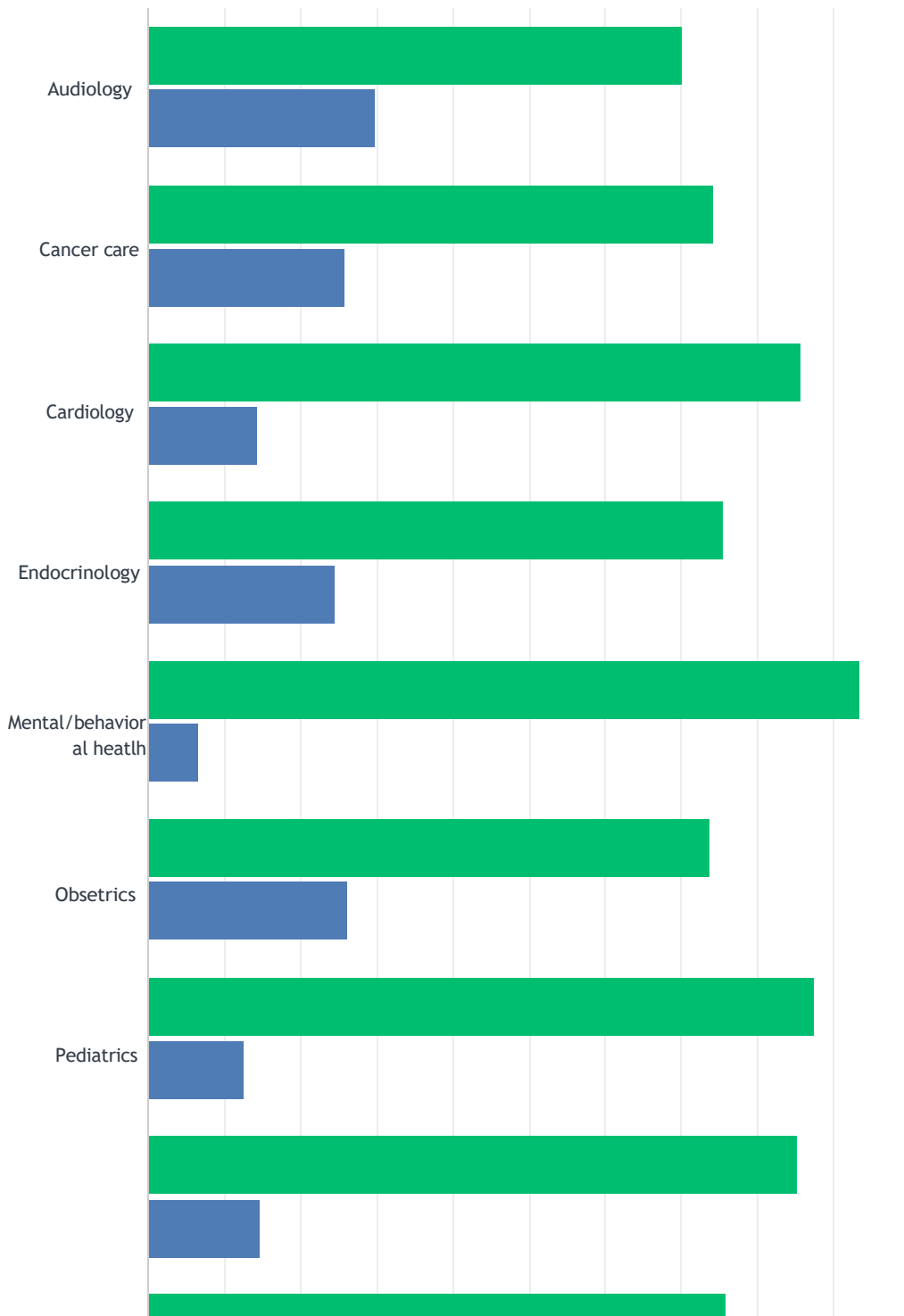


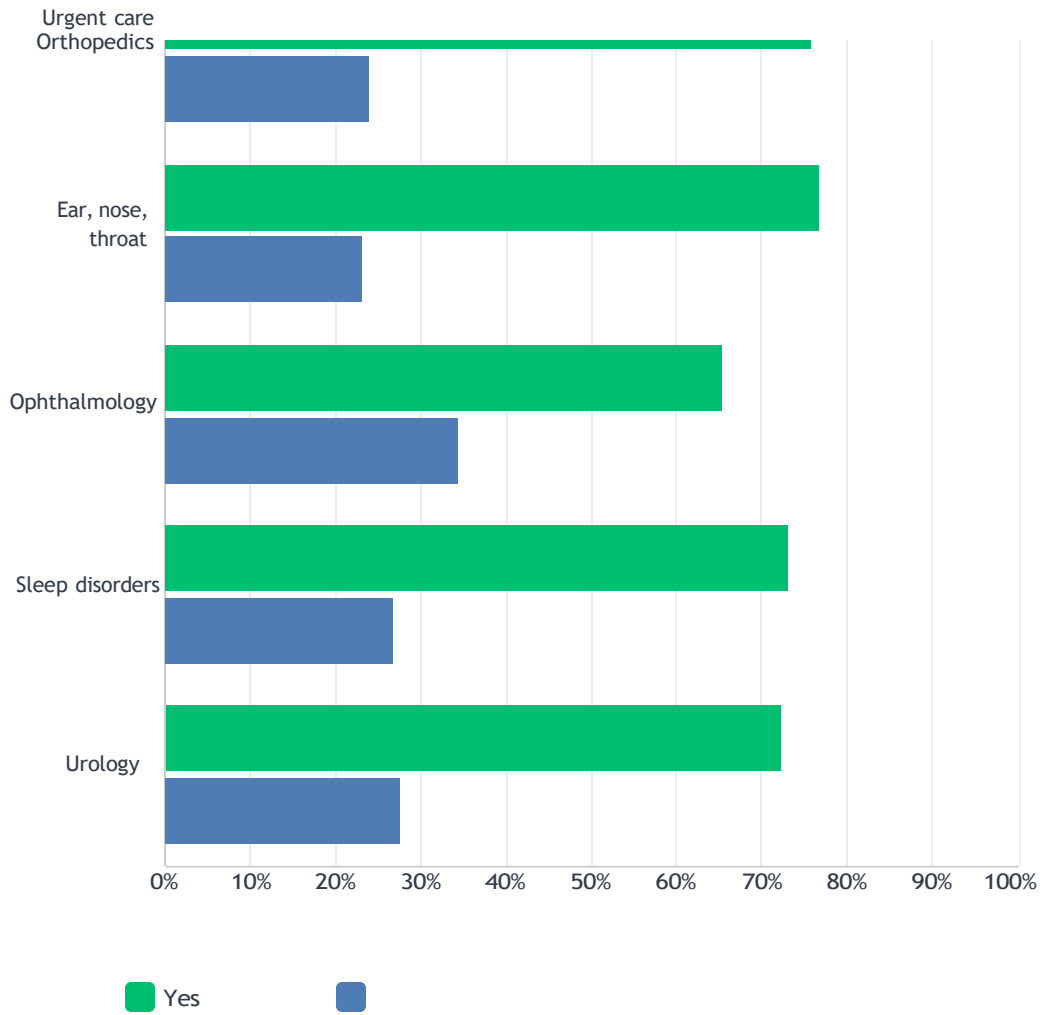


	YES	NO	TOTAL	WEIGHTED AVERAGE
Audiology	74.60% 47	25.40% 16	63	1.25
Cancer care	80.60% 54	19.40% 13	67	1.19
Cardiology	86.15% 56	13.85% 9	65	1.14
Endocrinology	81.25% 52	18.75% 12	64	1.19
Mental/behavioral health	82.09% 55	17.91% 12	67	1.18
Obstetrics	76.92% 50	23.08% 15	65	1.23
Pediatrics	80.00% 52	20.00% 13	65	1.20
Urgent care	58.62% 34	41.38% 24	58	1.41
Orthopedics	82.09% 55	17.91% 12	67	1.18
Ear, nose, throat	82.35% 56	17.65% 12	68	1.18
Ophthalmology	70.00% 42	30.00% 18	60	1.30
Sleep disorders	63.33% 38	36.67% 22	60	1.37
Urology	77.78% 49	22.22% 14	63	1.22

**Q7** What services are people accessing outside of the service area that, in your opinion, could or should be provided within Guthrie and the surrounding communities? Should be provided in Guthrie and the surrounding communities:

Answered: 68 Skipped: 9





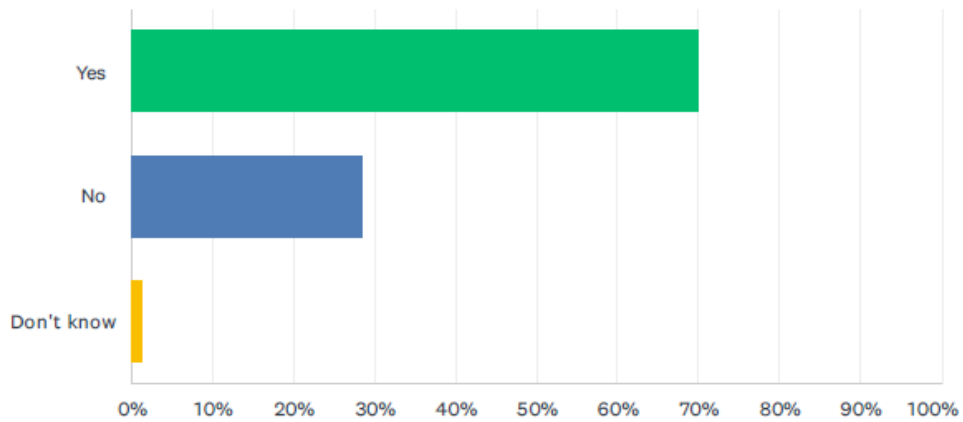
	YES	NO	TOTAL	WEIGHTED AVERAGE
Audiology	70.18% 40	29.82% 17	57	1.30
Cancer care	74.14% 43	25.86% 15	58	1.26
Cardiology	85.71% 48	14.29% 8	56	1.14
Endocrinology	75.47% 40	24.53% 13	53	1.25
Mental/behavioral health	93.33% 56	6.67% 4	60	1.07
Obstetrics	73.68% 42	26.32% 15	57	1.26
Pediatrics	87.50% 49	12.50% 7	56	1.13
Urgent care	85.19% 46	14.81% 8	54	1.15
Orthopedics	75.86% 44	24.14% 14	58	1.24
Ear, nose, throat	76.67%	23.33%		

	46	14	60	1.23
Ophthalmology	65.38%	34.62%		
	34	18	52	1.35
Sleep disorders	73.08%	26.92%		
	38	14	52	1.27
Urology	72.22%	27.78%		
	39	15	54	1.28

Guthrie Community Survey

Q8 Has your household used the services of a hospital in the past 24 months?

Answered: 77 Skipped: 0

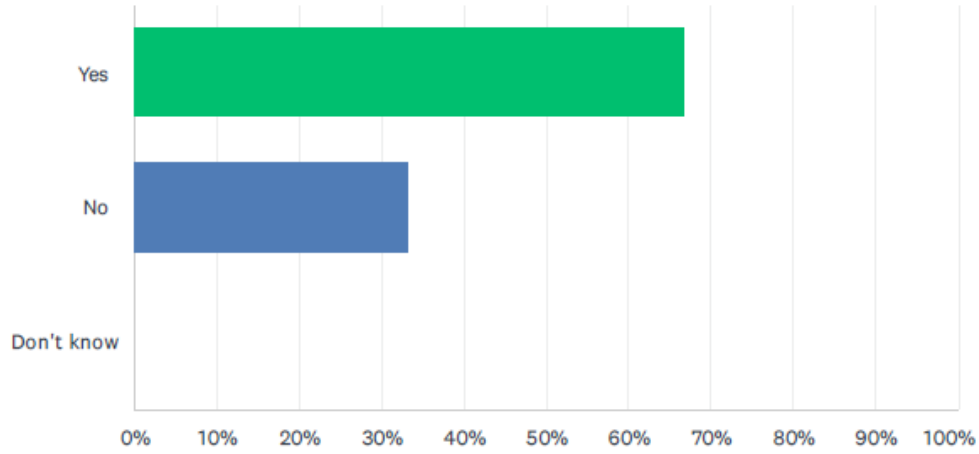


ANSWER CHOICES	RESPONSES	
Yes	70.13%	54
No	28.57%	22
Don't know	1.30%	1
TOTAL		77

Close

### Q9 Did you receive any of that care at Mercy Hospital Logan County?

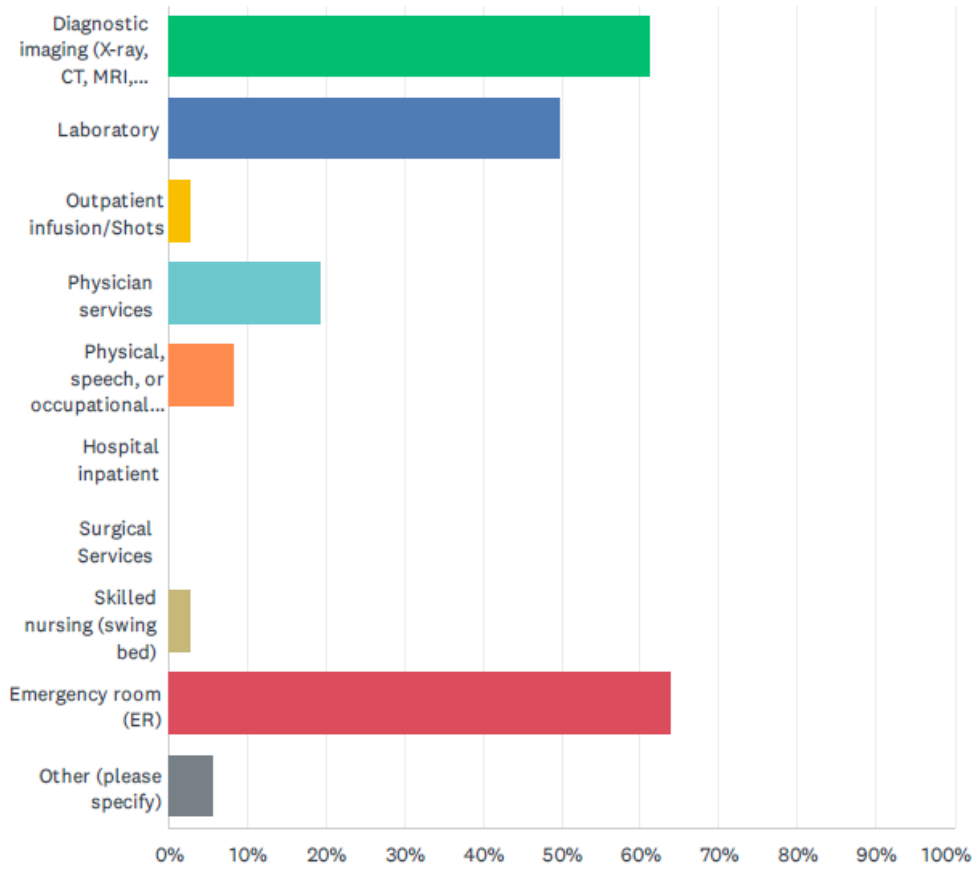
Answered: 54 Skipped: 23



ANSWER CHOICES	RESPONSES	
Yes	66.67%	36
No	33.33%	18
Don't know	0.00%	0
<b>TOTAL</b>		<b>54</b>

### Q10 What hospital services were used at Mercy Hospital Logan County?

Answered: 36 Skipped: 41

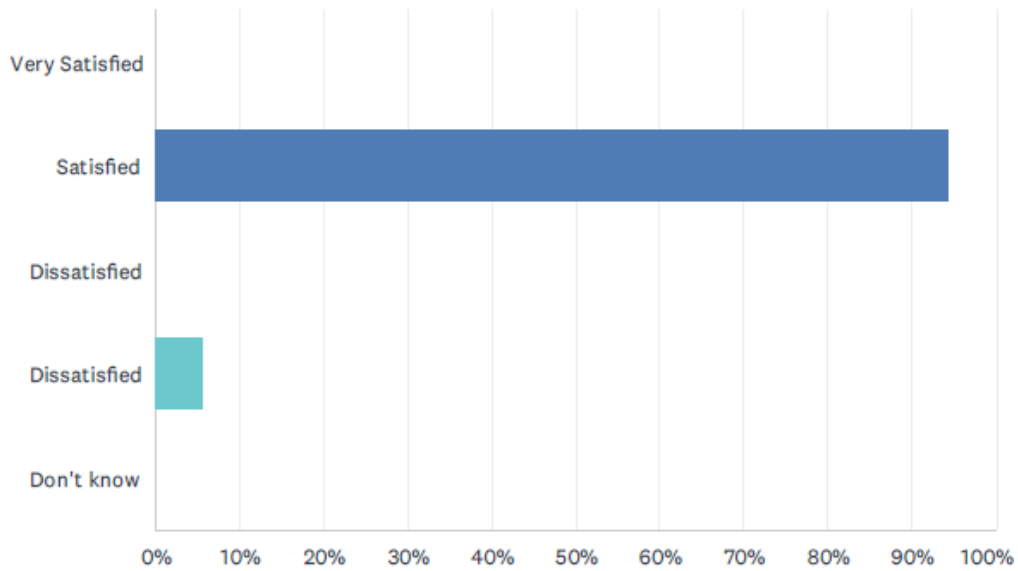


Guthrie Community Survey

ANSWER CHOICES	RESPONSES	
Diagnostic imaging (X-ray, CT, MRI, Ultrasound)	61.11%	22
Laboratory	50.00%	18
Outpatient infusion/Shots	2.78%	1
Physician services	19.44%	7
Physical, speech, or occupational therapy	8.33%	3
Hospital inpatient	0.00%	0
Surgical Services	0.00%	0
Skilled nursing (swing bed)	2.78%	1
Emergency room (ER)	63.89%	23
Other (please specify)	5.56%	2
Total Respondents: 36		

### Q11 How satisfied was your household with the services you received at Mercy Hospital Logan County?

Answered: 36 Skipped: 41

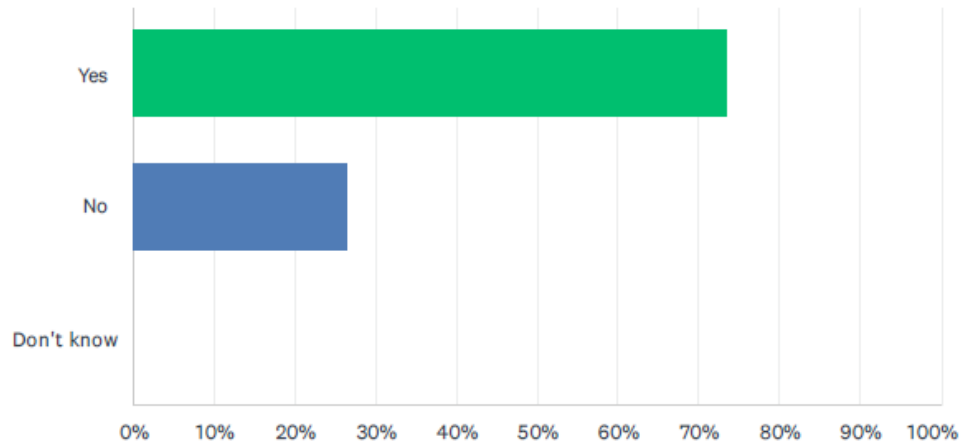


ANSWER CHOICES	RESPONSES	
Very Satisfied	0.00%	0
Satisfied	94.44%	34
Dissatisfied	0.00%	0
Dissatisfied	5.56%	2
Don't know	0.00%	0
<b>TOTAL</b>		<b>36</b>

Guthrie Community Survey

### Q12 Did you receive care at a facility other than Mercy Hospital Logan County?

Answered: 53 Skipped: 24



ANSWER CHOICES	RESPONSES	
Yes	73.58%	39
No	26.42%	14
Don't know	0.00%	0
TOTAL		53

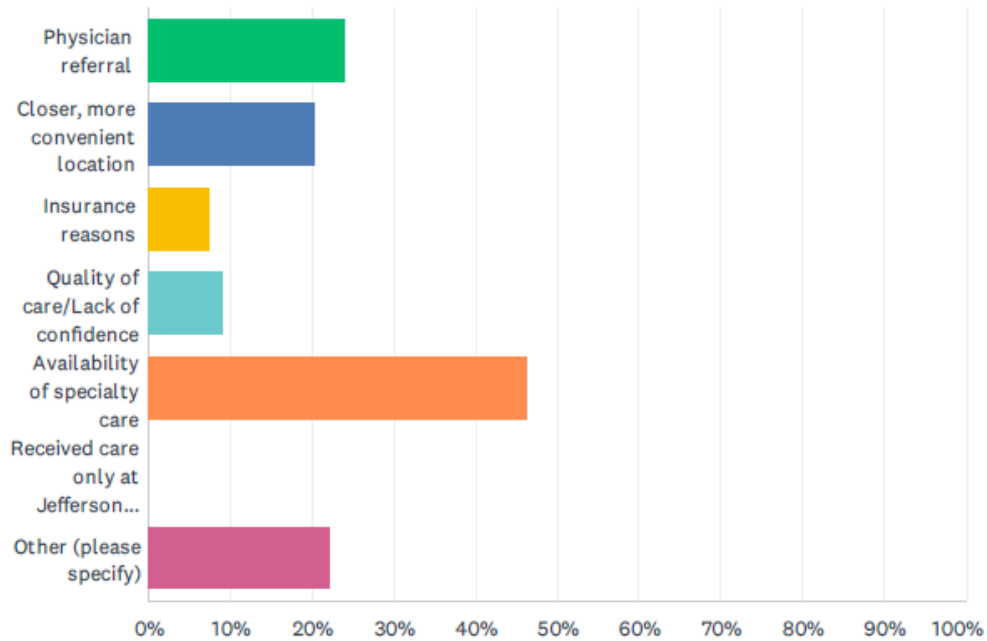
# Q13 Please list the hospital(s) where you received service(s).

Answered: 41 Skipped: 36

Please list the hospital(s) where you received service(s).
Open-Ended Response
Mercy Hospital Oklahoma City
mercy on memorial
Mercy Santa Fe Edmond Primary care clinic, Mercy Sleep study services OKC, Mercy Pulmonary and sleep services in OKC
Mercy Kingfisher
Integris Edmond
Urgent care in Guthrie
Integris
Mercy Edmond off of I 35
Mercy I35, Mercy Memorial Rd, McBride Orthopedic Hospital
Mercy, OKC
Integris
Integris; Community North
Mercy Edmond
Integris
Mercy Hospital in Edmond
Mercy on i35
Express Wellnes
Mercy Heart
Mercy South— hip replacement
Integris for skin cancer surgery referral
Mercy Hospital on Memorial Road OKC
Stillwater Medical Center - Perry
mercy hospital
Mercy OKC, Oklahoma Heart Hospital
Mercy Hospital on memorial
Stillwater Family Care, Integris Edmond, Okla Allergy
ou medical center
Oklahoma Heart Hospital
Mercy I-35 Edmond
Not a hospital, but urgent care.
Edmond Mercy
Mercy Edmond
Mercy I 35 ER due to proximity on that day
mercy
OU Childrens Hospital, MD Anderson, Mercy Main OKC, Oncologist in OKC with Mercy Previages
Integris Lakeside
OU Neurology Center
OHH (Oklahoma Heart Hospital)
Mercy Hospital Oklahoma City
Community North

## Q14 If you responded previously that your household received care at a hospital other than Mercy Hospital Logan County, why did you or your family member choose that hospital?

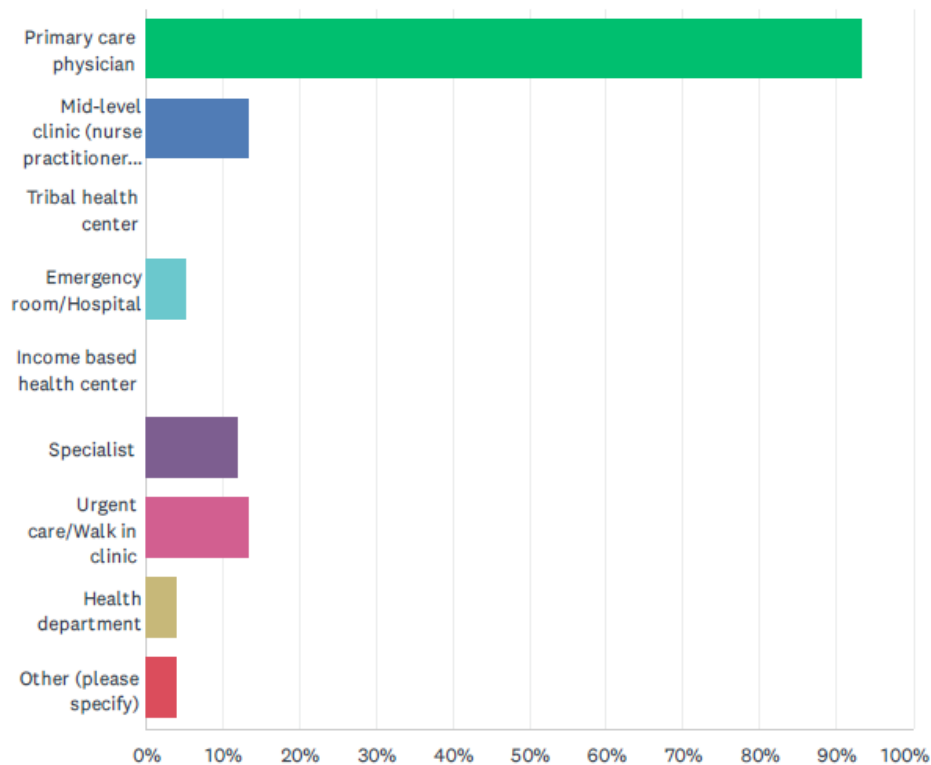
Answered: 54 Skipped: 23



ANSWER CHOICES	RESPONSES	
Physician referral	24.07%	13
Closer, more convenient location	20.37%	11
Insurance reasons	7.41%	4
Quality of care/Lack of confidence	9.26%	5
Availability of specialty care	46.30%	25
Received care only at Jefferson County Hospital	0.00%	0
Other (please specify)	22.22%	12
Total Respondents: 54		

## Q15 What kind of medical provider do you use for routine care?

Answered: 75 Skipped: 2

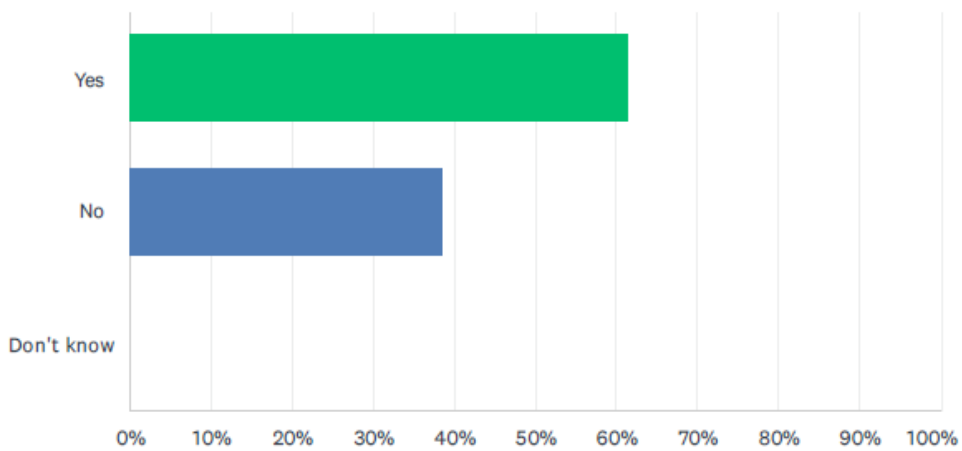


ANSWER CHOICES	RESPONSES	
Primary care physician	93.33%	70
Mid-level clinic (nurse practitioner or PA)	13.33%	10
Tribal health center	0.00%	0
Emergency room/Hospital	5.33%	4
Income based health center	0.00%	0
Specialist	12.00%	9
Urgent care/Walk in clinic	13.33%	10
Health department	4.00%	3
Other (please specify)	4.00%	3
Total Respondents: 75		

Guthrie Community Survey

Q16 Has your household been to a primary care (family) doctor in the Guthrie area?

Answered: 75 Skipped: 2

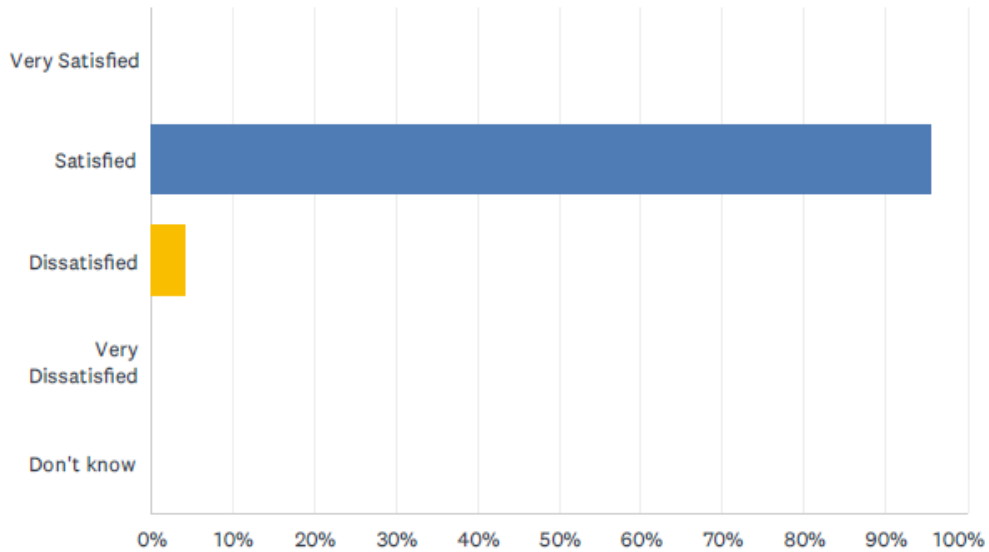


ANSWER CHOICES	RESPONSES	
Yes	61.33%	46
No	38.67%	29
Don't know	0.00%	0
TOTAL		75

Guthrie Community Survey

Q17 How satisfied was your household with the quality of care received in the Guthrie area?

Answered: 46 Skipped: 31

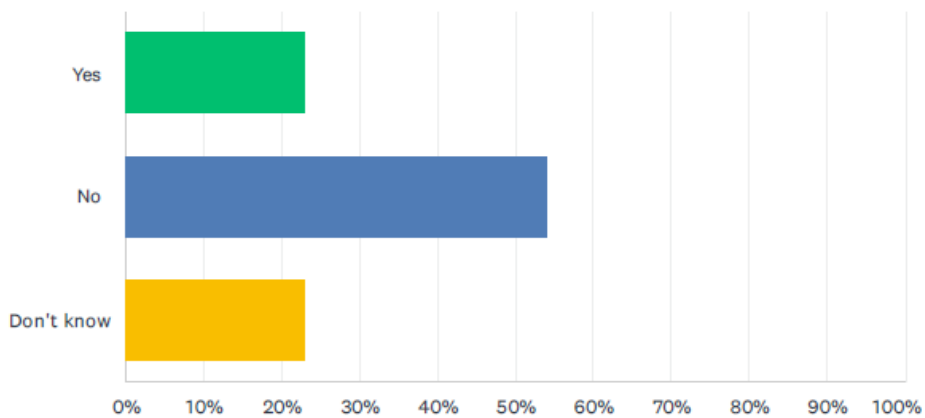


ANSWER CHOICES	RESPONSES	
Very Satisfied	0.00%	0
Satisfied	95.65%	44
Dissatisfied	4.35%	2
Very Dissatisfied	0.00%	0
Don't know	0.00%	0
<b>TOTAL</b>		<b>46</b>

Guthrie Community Survey

Q18 Do you think there are enough primary care (family) doctors practicing in the Guthrie area?

Answered: 74 Skipped: 3

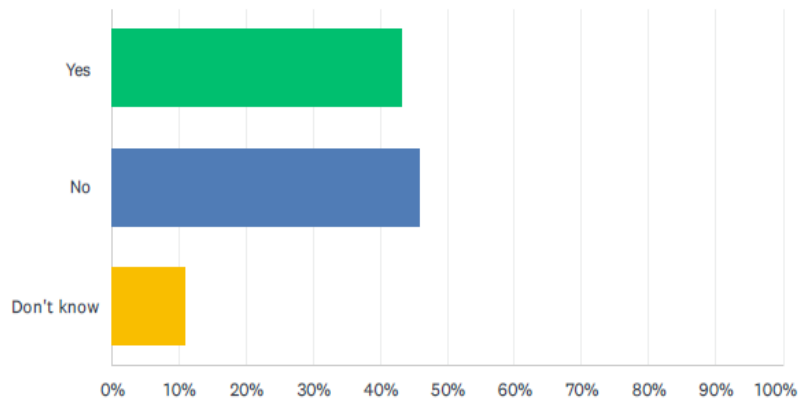


ANSWER CHOICES	RESPONSES
Yes	22.97% 17
No	54.05% 40
Don't know	22.97% 17
TOTAL	74

Guthrie Community Survey

Q19 Are you able to get an appointment, within 48 hours, with your primary care doctor when you need one?

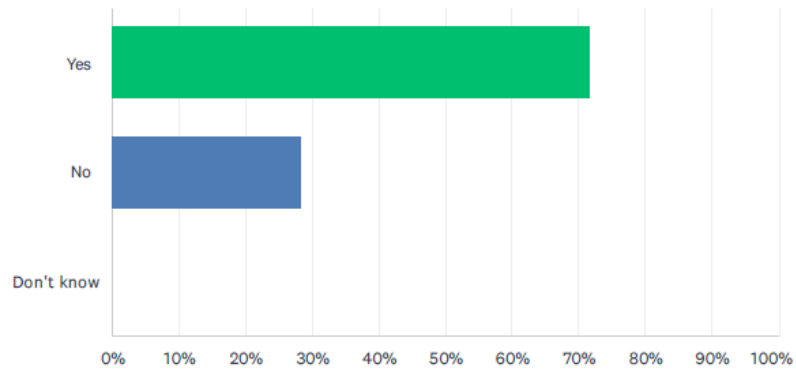
Answered: 74 Skipped: 3



ANSWER CHOICES	RESPONSES	
Yes	43.24%	32
No	45.95%	34
Don't know	10.81%	8
TOTAL		74

### Q20 Have you used the services of a walk-in, urgent care or after hours clinic in the past 24 months?

Answered: 74 Skipped: 3

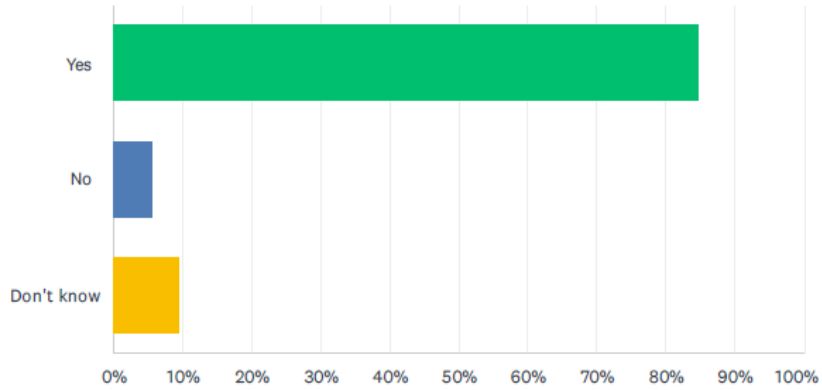


ANSWER CHOICES	RESPONSES	
Yes	71.62%	53
No	28.38%	21
Don't know	0.00%	0
TOTAL		74

Guthrie Community Survey

Q21 Would you utilize a walk in and/or after hours clinic if offered in the Guthrie area?

Answered: 73 Skipped: 4

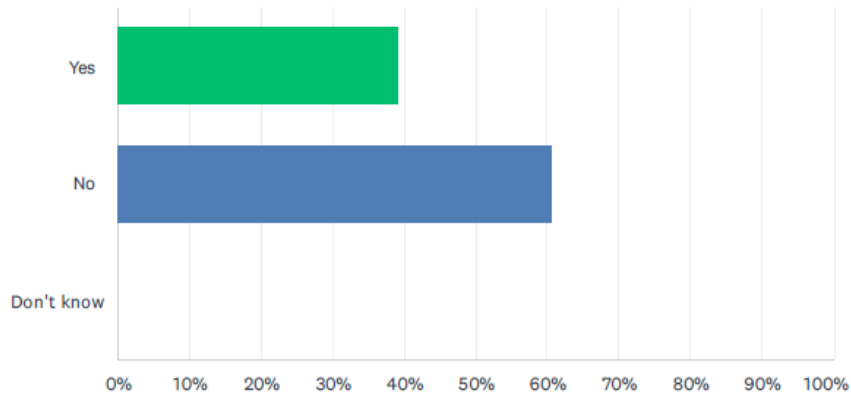


ANSWER CHOICES	RESPONSES	
Yes	84.93%	62
No	5.48%	4
Don't know	9.59%	7
TOTAL		73

Guthrie Community Survey

Q22 Has your household used telemedicine services, a visit either by telephone or video with your provider, in the past 24 months?

Answered: 74 Skipped: 3

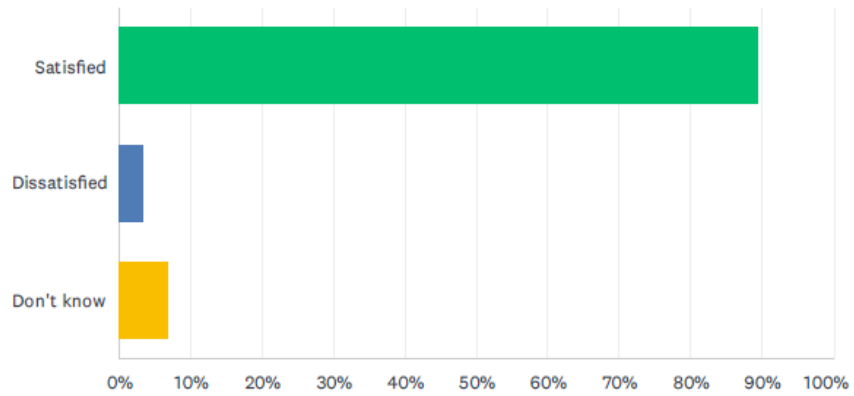


ANSWER CHOICES	RESPONSES	
Yes	39.19%	29
No	60.81%	45
Don't know	0.00%	0
TOTAL		74

Guthrie Community Survey

Q23 How satisfied was your household with the quality of care received via telemedicine?

Answered: 29 Skipped: 48



ANSWER CHOICES	RESPONSES	
Satisfied	89.66%	26
Dissatisfied	3.45%	1
Don't know	6.90%	2
TOTAL		29