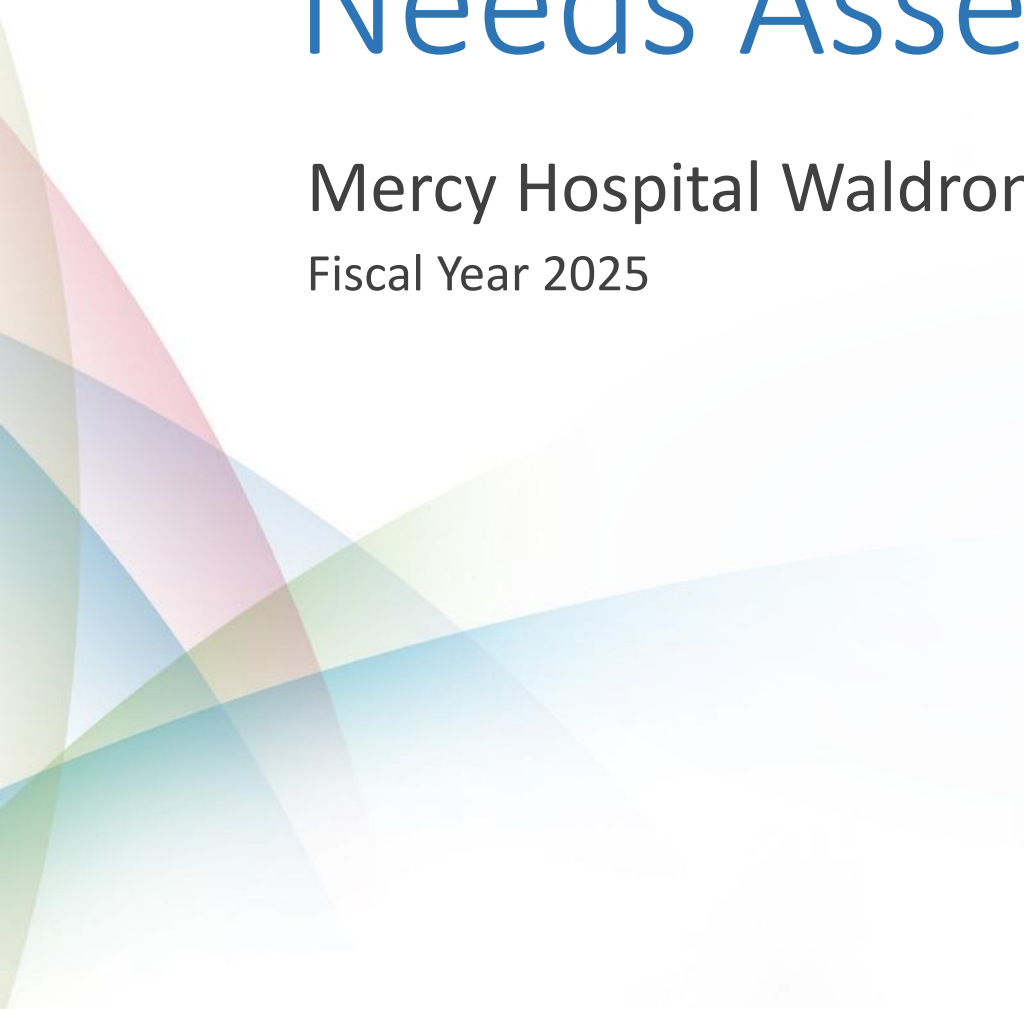


Community Health Needs Assessment

Mercy Hospital Waldron

Fiscal Year 2025





Our Mission

As the Sisters of Mercy before us, we bring to life the healing ministry of Jesus through our compassionate care and exceptional service.

Our Values

Dignity
Excellence
Justice
Service
Stewardship

Contents

FY 22 Impact	4
Diabetes	
Cancer	
Substance Use	
Mental Health	
Executive Summary	9
Community Profile	12
Population	
Household Income	
Education	
Insurance Status	
Access to Care	
Our Assessment Process	20
Community Partners	
Coalition and Stakeholders	
Community Input	
Resources	
Prioritized Needs	26
Behavioral Health	
Resources	32

FY22 Impact

The 2022 community health needs assessment identified four priority health areas:



A community health improvement plan was developed and implemented to address these significant needs. Mercy Waldron developed and implemented a variety of programs and initiatives to address the needs identified in the 2022 CHNA.



FY22 Impact

Diabetes

The Diabetes Prevention Program (DPP) is a CDC evidence-based lifestyle intervention program, led by a trained lifestyle coach, to reduce the risk of developing type 2 diabetes in adults with prediabetes or those who are at risk for diabetes. The program consists of weekly, monthly, and long-term manageable goals to keep participants engaged and motivated. Although the Diabetes Prevention Program was included in the Community Health Improvement Plan (CHIP), it could not be implemented due to limited resources.



FY22 Impact

Cancer

- **Health Seminars.** In collaboration with Mercy Hospital, the Arkansas Department of Health, and Waldron Health Council, educational classes aimed at reducing smoking, vaping, and preventing cancer among community members. This initiative aims at identifying at-risk individuals, connecting them with educational resources, and promoting healthy lifestyles. Although the seminars were included in the Community Health Improvement Plan (CHIP), it could not be implemented due to limited resources.
- **Area Agency on Aging.** In collaboration with Mercy Waldron Community Health Workers, identify at risk patients and arrange transportation for upcoming appointments. The program aimed to assist patient in seeking preventative and screening healthcare. Although it was included in the Community Health Improvement Plan (CHIP), its full implementation was hindered due to limited resources



FY22 Impact

Substance Use

Waldron Health Council. Mercy Waldron collaborated with community partners to assess substance treatment services, identify gaps in access, and develop a plan to pilot innovative approaches to meet community behavioral health needs. Actions included conducting internal and external inventories of existing programs, reviewing community assessments, identifying service gaps, and adding a Peer Recovery Specialist to the Waldron Health Council. Although the Waldron Health Council initiative was included in the Community Health Improvement Plan (CHIP), it could not be implemented due to limited resources.



FY22 Impact

Mental Health

- **Concert Health Collaborative Care** is a partnership initiated in 2023 to support primary care providers in delivering mental and behavioral health services to patients in need. The program focuses on providing a behavioral care manager who interacts directly with patients, performs assessments, initiates treatment, and collaborates with primary care physicians. This initiative aims to enhance the support for primary care providers in offering comprehensive mental and behavioral health care.
- **Virtual Behavioral Health (vBH)** is a Ministry-wide program that provides integrated support for patients with behavioral health needs in the outpatient and inpatient setting. vBH co-workers provide virtual and telephonic behavioral health assessments to establish patients' level of care, and facilitate referrals for inpatient, intensive outpatient (IOP), and outpatient services, as well as for basic social needs in their home communities. vBH also provides virtual psychiatric consults to help with medication stabilization related to the exacerbation of behavioral health conditions.

Executive Summary

Mercy Hospital Waldron is a 24-bed critical access hospital located in Waldron, Arkansas affiliated with Mercy, a large Catholic health system. Headquartered in St. Louis, Mercy serves millions of people each year in multiple states across the United States. For the purpose of this Community Health Needs Assessment (CHNA), the community served by Mercy Waldron will be defined as Scott County, Arkansas, where the acute care facility is situated. The hospital's dedicated team of experienced professionals, many of whom are community members, serves a broad region encompassing eleven zip codes, with Waldron being the largest city in the county

Affiliated with Mercy Hospital Fort Smith, Mercy Hospital Waldron offers access to large team of medical professionals and resources. The Mercy Swing Bed program provides skilled nursing care for patients recovering from strokes, illnesses, injuries, or surgeries, ensuring the necessary therapy and care before returning home.

Executive Summary *(continued)*

Mercy Waldron is committed to carrying out its mission to deliver compassionate care and exceptional service for all members of the communities it serves, with special attention to those who are marginalized, underserved, and most vulnerable. As part of this CHNA, Mercy Waldron convened a collaboration of area health care and non-profit partners to conduct a comprehensive community health survey, by means of the 2025 Fort Smith Community Health Survey, which was led by Mercy Fort Smith. Available secondary health data was also obtained, and Scott County indicators were compared to those of Arkansas and the United States. Three identified health needs emerged during the CHNA process. A group of Mercy Waldron representatives and community stakeholders reviewed and prioritized the needs based on several criteria.

The 2025 prioritized community health need is:

- Mental/Behavioral Health



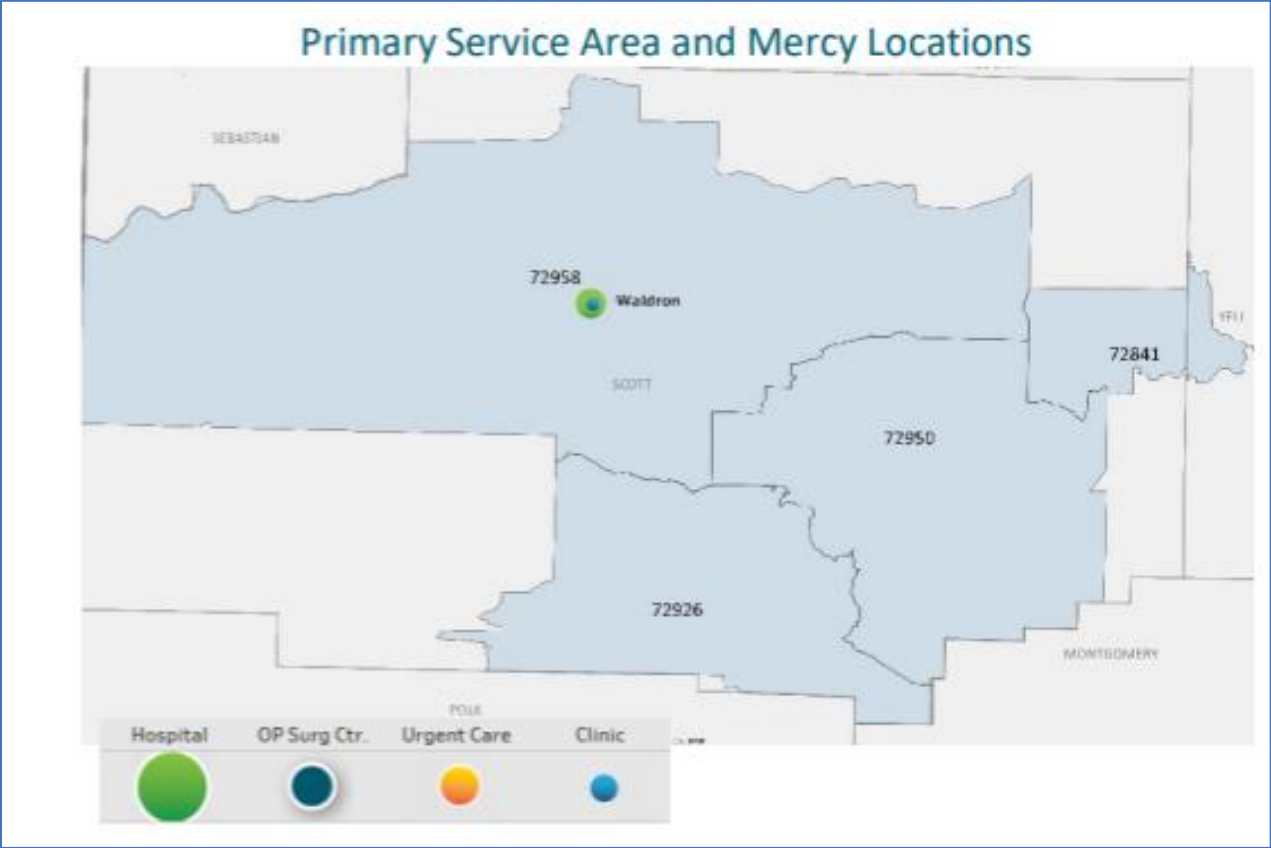


Executive Summary *(continued)*

This prioritized need will be the basis of Mercy Waldron’s three-year community health improvement plan (CHIP), which will guide the coordination and targeting of resources and the planning, implementation, and evaluation of new and existing programs and interventions. This community health needs assessment, along with the resulting community health improvement plan, will provide the framework for Mercy Waldron as it works in collaboration with community partners to advance the health and quality of life of the community members it serves.

Community Profile

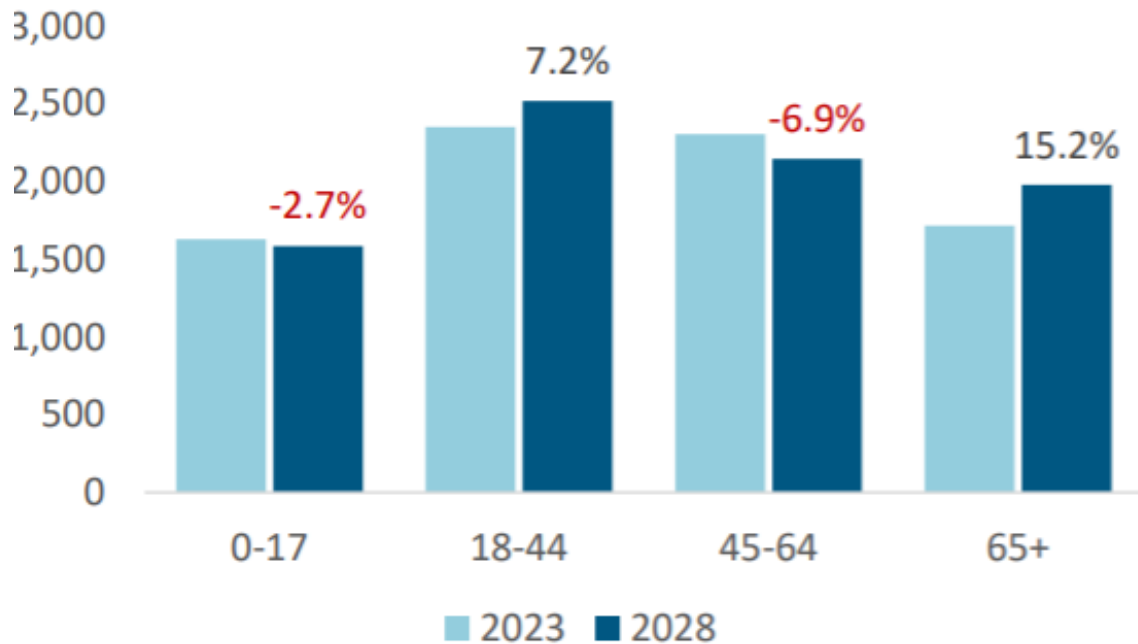
Mercy Waldron Region



Community Profile

Scott County, Arkansas

Population Growth



	Community	AR	US
5-Year Population Growth	2.8%	5.1%	4.0%
Median Age	49	37	35
Median HH Income	\$55k	\$45k	\$61k
High School Grad or Greater	81%	89%	90%

Community Profile

Mercy Scott County

For the purpose of this CHNA, Mercy Waldron defines its community served as Scott County, Arkansas. While Mercy also serves some patients from the broader Arkansas River Valley, these counties are not included in this CHNA. Scott County, with a population of 9,851, is located in the west part of the state within the Ouachita Mountain region. The two primary towns within Scott County are Waldron and portions of Mansfield. Tyson Foods is the largest employer in the county that engages all phases of poultry production.

The Scott County community is experiencing a demographic shift, with a growing Hispanic population comprising 7.8% of residents. The median household income is \$55,000, with 17.1% of residents living below the poverty level.





Community Profile

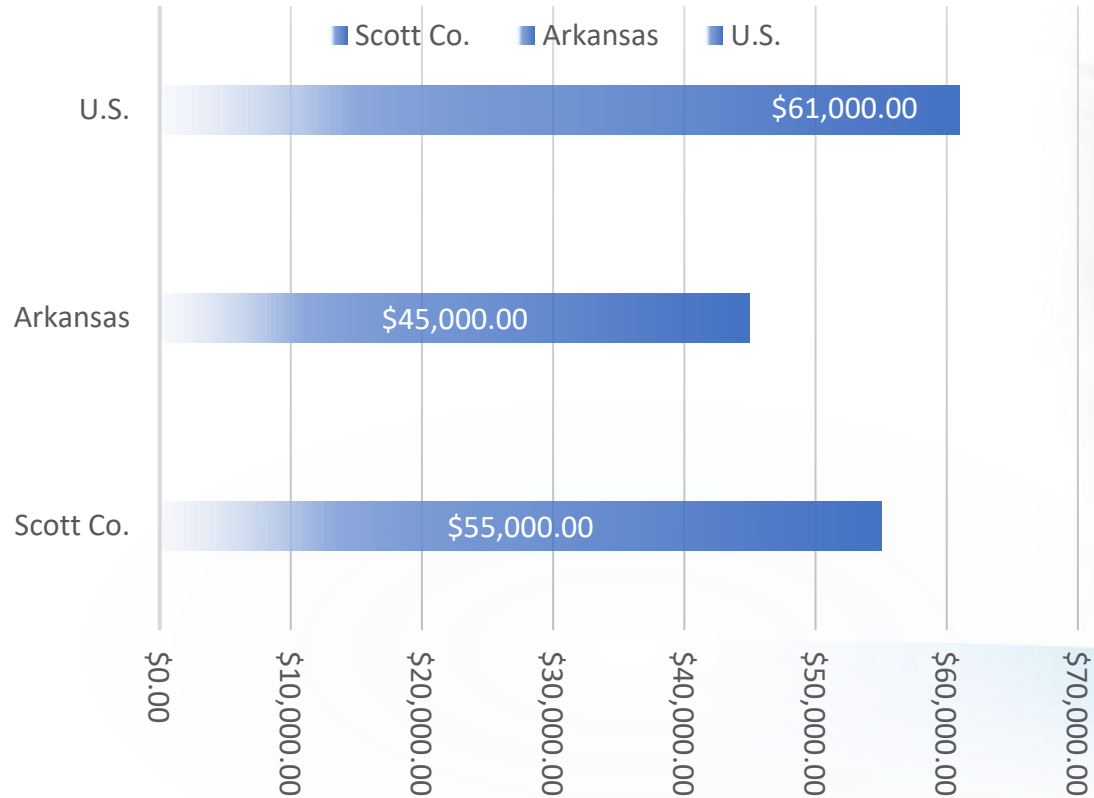
Demographics

Age and Racial Distribution	Scott Co.	Arkansas	U.S.
Population size (number of persons)	9,851	3,067,732	334,914,895
Age distribution			
Under 18 years	23.0%	23.1%	22.1%
18 - 64 years	55.8%	59.7%	61.4%
65 years and over	21.2%	17.2%	16.5%
Race distribution			
White alone	90.2%	78.4%	75.3%
Black or African American	1.2%	15.6%	13.7%
American Indian and Alaska Native	2.8%	1.1%	1.3%
Asian	2.8%	1.9%	6.4%
Native Hawaiian and Other Pacific Islander	.1%	0.5%	0.3%
Ethnicity distribution			
Hispanic or Latino (of any race)	7.8%	8.1%	18.7%

Source: US Census Bureau, American Community Survey. 2018-22, accessed via SparkMap, CARES University of Missouri Extension.

Community Profile

Median Household Income



Community Profile

Education

Level	Scott Co.	Arkansas	U.S.
Less than High School	16.2%	11.8%	10.9%
Some High School	10.3%	34%	27%
High School Degree	41.7%	34.2%	26.4%
Some College Assoc. Degree	8.4%	7.9%	8.7%
Bachelor's Degree or Greater	9.2%	15.6%	20.9%

Source: County Health Rankings and Roadmaps



Community Profile

Insurance Coverage

Medicare – 21.9%

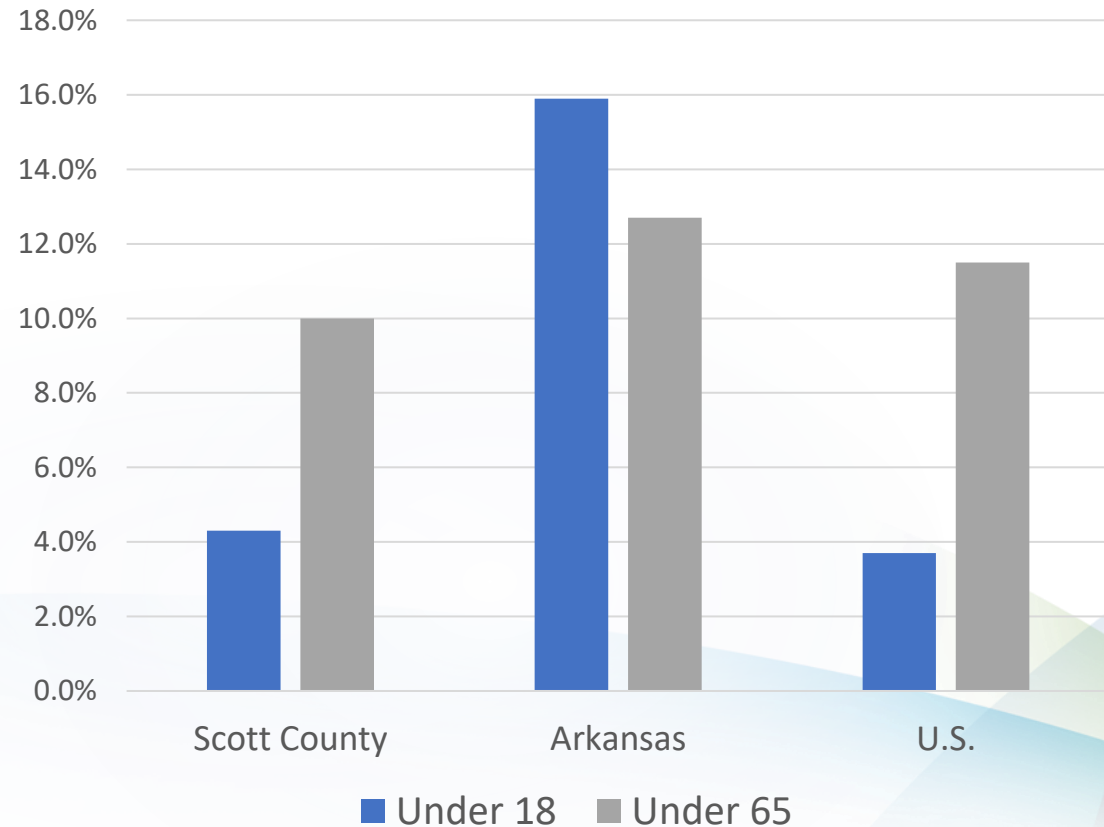
Medicaid – 34%

Uninsured Rates

- Under 18 – 4.3%
- Under 65 – 10%

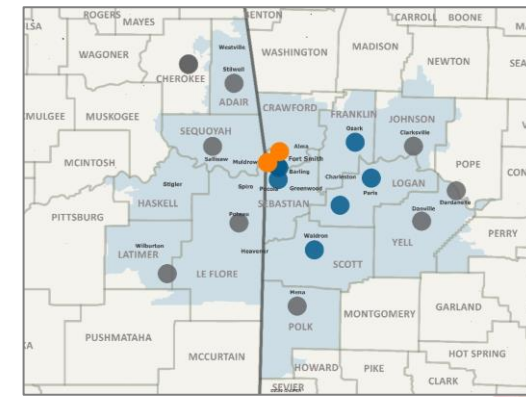
Source: County Health Rankings and Roadmaps – 2024.

Adult and Child Uninsured Rates



Community Profile

Fort Smith Provider Map and Statistics



System Affiliation	ID	Hospital	City, State	Type	Total Hospital Beds	Total Inpatient Discharges	Total Births	Total Assets (millions)	Net Patient Revenue (millions)	Operating Profit Margin
Mercy	1	Mercy Hospital Fort Smith	Fort Smith, AR	Acute	348	17,446	2,707	\$303	\$447	15.8%
	2	Mercy Hospital Booneville	Booneville, AR	Critical Access	25	465	0	\$2	\$14	0.0%
	3	Mercy Hospital Ozark	Ozark, AR	Critical Access	25	405	0	\$6	\$12	23.1%
	4	Mercy Hospital Paris	Paris, AR	Critical Access	16	457	0	\$2	\$11	0.0%
	5	Mercy Hospital Waldron	Waldron, AR	Critical Access	24	379	0	\$2	\$10	0.0%
	6	Mercy Orthopedic Hospital Fort Smith	Fort Smith, AR	Orthopedic		Included with Mercy Hospital Fort Smith				
	7	Mercy Rehabilitation Hospital Fort Smith	Fort Smith, AR	Rehabilitation		Included with Mercy Hospital Fort Smith				
Baptist Health	8	Baptist Health - Fort Smith	Fort Smith, AR	Acute	337	12,124	794	\$145	\$304	-7.8%
	9	Baptist Health - Van Buren	Van Buren, AR	Acute	74	367	0	\$8	\$11	-20.8%
Encompass Health	10	Encompass Health Rehabilitation Hospital of Fort Smith	Fort Smith, AR	Rehabilitation	65	1,657	0	\$22	\$29	14.6%
Other System or Independent	11	Stilwell Memorial Hospital	Stilwell, OK	Acute	40	699	0	\$73	\$13	-28.7%
	12	Chambers Memorial Hospital	Danville, AR	Acute	42	1,499	0	\$35	\$21	-11.5%
	13	Dardanelle Regional Medical Center	Dardanelle, AR	Critical Access	35	N/A	0	\$10	\$19	-3.2%
	14	Eastern Oklahoma Medical Center	Poteau, OK	Acute	25	516	0	\$26	\$21	-18.2%
	15	Johnson Regional Medical Center	Clarksville, AR	Acute	90	1,290	272	\$48	\$33	-27.8%
	16	Mena Regional Health System	Mena, AR	Acute	65	1,119	194	\$21	\$29	-24.7%
	17	NHS Sequoyah	Sallisaw, OK	Acute	41	588	0	\$7	\$19	2.2%
	18	Talihina Health Care Center	Talihina, OK	Acute	43	N/A	N/A	N/A	N/A	N/A
	19	W. W. Hastings Indian Hospital	Tahlequah, OK	Acute	52	N/A	N/A	N/A	N/A	N/A
	20	Northeastern Health System	Tahlequah, OK	Acute	90	3,969	253	\$90	\$135	-9.6%

Sources: Mercy financials, beds and utilization-Mercy Finance, FY2023; Arkansas inpatient discharges and births-AHA Analytics, FY2023; Oklahoma inpatient discharges and births-Oklahoma Dept. of Health, CY2021; total beds (acute and non-acute) and financials (hospital financials only) -AHD (reporting year may vary by provider)

Our Assessment Process

A list of community partners involved in the CHNA process is provided below:

- 100 Families
- Scott County Health and Education Coalition
- Scott County Health Department
- The Call
- The Hope Center
- University of Arkansas Fort Smith
- Waldron Chamber of Commerce
- Waldron Schools

Our Assessment Process *(continued)*

Organizations participating in the CHNA and serving on the Mercy Fort Smith Community *Committee of the Board*:

- Arvest Bank
- ArcBest
- Arkansas College of Osteopathic Medicine (ARCOM)
- Fort Smith Boys and Girls Club
- Arkansas National Guard The 188th Wing MDG/MAO
- University of Arkansas Fort Smith

Our Assessment Process

Overview and Community Input

In conducting its Community Health Needs Assessment, Mercy Fort Smith collected and analyzed a significant quantity of primary and secondary data. Primary data was collected, and community input was solicited, by means of the 2024 Fort Smith Community Health Survey, which was led by Mercy. Secondary data was collected and analyzed from publicly available data resources, listed below, and from internal Mercy data. FTSM indicators were compared to those of Arkansas and the United States.

The thoughts and opinions of people within Mercy's service area of Scott County were central to the health needs assessment process. Input from people representing broad interests of the community was solicited through a robust survey process guided by a Mercy-led community coalition and by seeking input from the Community Health Committee of the Board and the Scott County Health Department.

Scott County is home to a diverse minority populations that include members who are low-income, medically underserved, and experience significant health disparities. Input from these groups was sought by intentionally seeking out their participation in the survey and by soliciting input from organizations representing these groups, specifically Scott County Health Department.

Our Assessment Process

Fort Smith Community Health Survey

Mercy in collaboration with community-based organizations including Waldron Health Council and the Arkansas Department of Health worked to conduct a comprehensive community health survey in 2024. The survey was developed to build on the 2021 Fort Smith Health Survey and to incorporate input and specific needs of community partners in the area. The final survey was made up of 14 questions focused on health issues and needs most important to the respondents, wellness, mental health, barriers to care, maternal health, and health-related social needs. The survey was translated into Spanish by a certified medical interpreter.

Mercy Health hosted the survey on their platform from July to September 2024 in both languages. The survey was promoted on social media and each partner organization distributed the survey electronically to their co-workers, patients, clients, and community members by email and through social media.



Our Assessment Process

FTSM Community Health Survey *(continued)*

Flyers and business cards with QR codes for the survey in each language were produced and distributed by coalition partners in the community and at community events. Surveys were also made available in paper format for participants who preferred to complete it manually or did not have computer access. Intentional efforts were made to include and oversample Hispanic community members by attending community events, reaching participants at workplaces, using culturally specific social media outlets, and utilizing Hispanic and Community Health Workers.

551 responses were included in the final analytic sample. Responses were obtained from zip codes from the Fort Smith Community Area counties. 503 (84%) of respondents were White, 36 (6%) were Hispanic, 53 (9%) were Marshallese or Other Pacific Islander. American Indian/Alaska Native, Black/African American, Asian, and other races made up the remainder of respondents. Complete results of the 2024 Fort Smith Community Health Survey are included in Appendix A.

Our Assessment Process

Resources

The following external sources of published data were used as part of the collection of secondary data during the assessment process:

- CDC/National Center for Health Statistics. <https://www.cdc.gov/nchs/>
- County Health Rankings and Roadmaps – 2024. <https://www.countyhealthrankings.org/>
- Data USA: Sebastian County, AR. <https://datausa.io/profile/geo/Sebastian-county-ar/>
- Healthy People 2030. <https://odphp.health.gov/healthypeople>
- United States Census Data. <https://www.census.gov/data.html>

Prioritized Needs



Behavioral Health



Prioritized Needs

Prioritizing Identified Health Needs

One identified health need emerged during the process of analyzing primary and secondary data for the CHNA. Needs were identified if they were ranked highly as a need by survey respondents, identified as a health disparity by public health data, or was prioritized in a prior CHNA. The identified health need was Behavioral Health.

In collaboration with Mercy Waldron representatives, community partners, and stakeholders, the committee convened in January 2025 to review the results of survey responses and secondary data. The committee evaluated the strengths and resources of the community and took into account the hospital's strategic plan. The committee ranked the finalized priority health needs using five criteria: 1) Magnitude of Need, 2) Feasibility to Change, 3) Alignment with Mission/Strategic Goals, 4) Resources Available, and 5) Importance to Community. After reviewing survey responses and secondary data, the determination was made to prioritize the following need: Behavioral Health

Prioritized Needs

Prioritizing Identified Health Needs *(continued)*

Based on the results of the 2024 CHNA, Mercy Hospital Waldron has prioritized one health need: Behavioral Health. Behavioral Health is carried over from the 2019 and 2022 CHNA. Mercy Waldron will maintain current strategies which have been implemented and have been shown to be making positive impacts in the priority area of Behavioral Health and will continue to seek out programs, interventions, and community partnerships to meet the prioritized health need.



Prioritized Needs

Behavioral Health

Mental or behavioral health (these terms will be used interchangeably throughout this CHNA) includes our emotional, psychological, and social wellbeing. While mental illness is not the same as mental health, mental illnesses are among the most common health conditions in the United States. More than 50% of people will be diagnosed with a mental illness or disorder at some point in their lifetime. ¹

Respondents to the Fort Smith Community Health Survey indicated that mental and behavioral health was the most important health issue or problem to them and the people in their households. 22% of the respondents chose this as one of their top three health issues. Respondents ranked mental and behavioral health first in importance from a list of fourteen health issues healthcare organizations are working on in the community.

Prioritized Needs

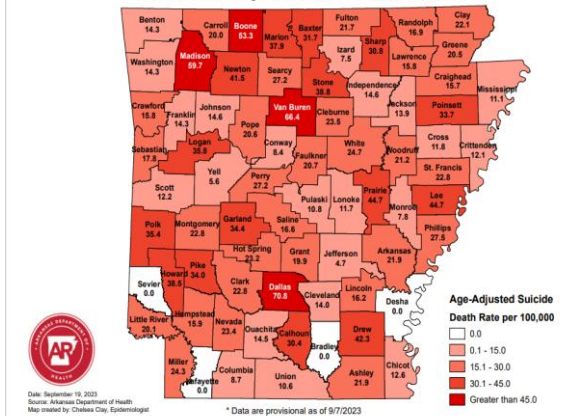
Behavioral Health *(continued)*

Secondary data on mental and behavioral health is challenging to obtain at the county level. As a nation, however, the data is clear that mental health is a very significant health issue. Nearly one in 4 U.S. adults live with a mental health condition.¹ Suicide rates have increased over the last two decades, from 11.3 to 14.2 per 100,000 population (age adjusted) from 2007 to 2018.² Overall Scott County suicide rates are higher than the national rate.

Although the proportion of mental health care providers in the FTSM region is higher than the state of Arkansas. Scott County has a low number of mental health providers with 2,460:1 ratio of population to mental health providers. These rates overshadow the counties experiencing severe mental health provider shortages.

Mercy Health System has implemented several virtual behavioral health services across its ministry, benefitting the community, and Mercy remains committed to finding solutions to meet the significant health need.

Suicide Death Rates per 100,000 People per County for Arkansas Residents, Based on County of Residence - Arkansas, 2022*



Prioritized Needs

References

1. CDC Mental Health Basics, 2021. <https://www.cdc.gov/mental-health/about>
2. Healthy People 2023. Mental Health. <https://odphp.health.gov/healthypeople/objectives-and-data/browse-objectives/mental-health-and-mental-disorders/reduce-suicide-rate-mhmd-01>

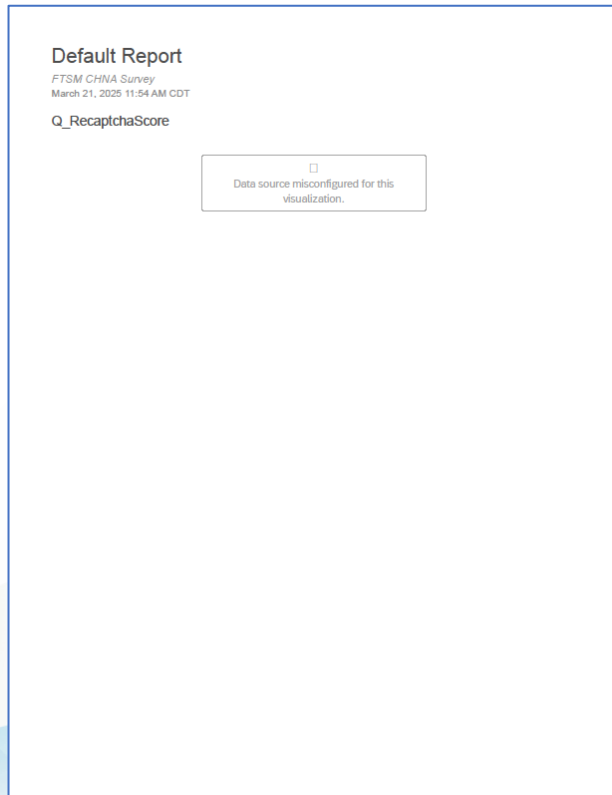
Please refer to the FTSM Community Health Survey Results in Appendix A for primary data collected by the survey. The reference list in Appendix B: Identified Health Needs contains references for statistics collected during the secondary data analysis.

Resources

Mercy Waldron collaborates with many local community agencies and organizations that have similar missions and personnel dedicated to improving the health and quality of life for individuals within the Mercy Waldron region. Some of these partners include:

- 100 Families
- AR Restore Hope
- Area Agency Western Arkansas
- Arkansas Department of Health
- Gateway House
- GetReal 100
- Harbour House
- Hope Center
- Old Fort Homeless Coalition
- Scott County Health and Education Coalition
- Western Arkansas Guidance Center

Appendices



Mercy Waldron CHNA 2025 Appendix B Identified Health Need

Behavioral Health
Mental or behavioral health (for the purpose of this report, the terms will be used interchangeably) can be defined as a state of well-being in which the individual realizes his or her own abilities, can cope with the normal stresses of life, can work productively, and is able to make a contribution to his or her community.

Behavioral Health Indicators

- Percent of adults reporting 14 or more days of poor mental health in the past 30 days in FTSM is 4.6%, which is lower than the state of Arkansas (5.3%).¹
- 39% of Scott County adults reported fewer than 7 hours of sleep per night on average. This compares to 40% of adults in Arkansas overall.¹
- Number of deaths due to suicide in Scott County is 23 per 100,000, which is higher than the state of Arkansas rate of 19 per 100,000.¹
- Responses to the 2024 FTSM Community Health Survey revealed:
 - Mental and behavioral health ranked as the top health issue by survey respondents. 22% indicated that mental health was one of the three biggest health issues or problems in the community.
 - Respondents ranked mental and behavioral health 1st in importance from a list of fourteen health issues healthcare organizations are working on in FTSM.

References

1. County Health Rankings, 2021. <https://www.countyhealthrankings.org/>

1



Your life is our life's work.

Default Report

FTSM CHNA Survey

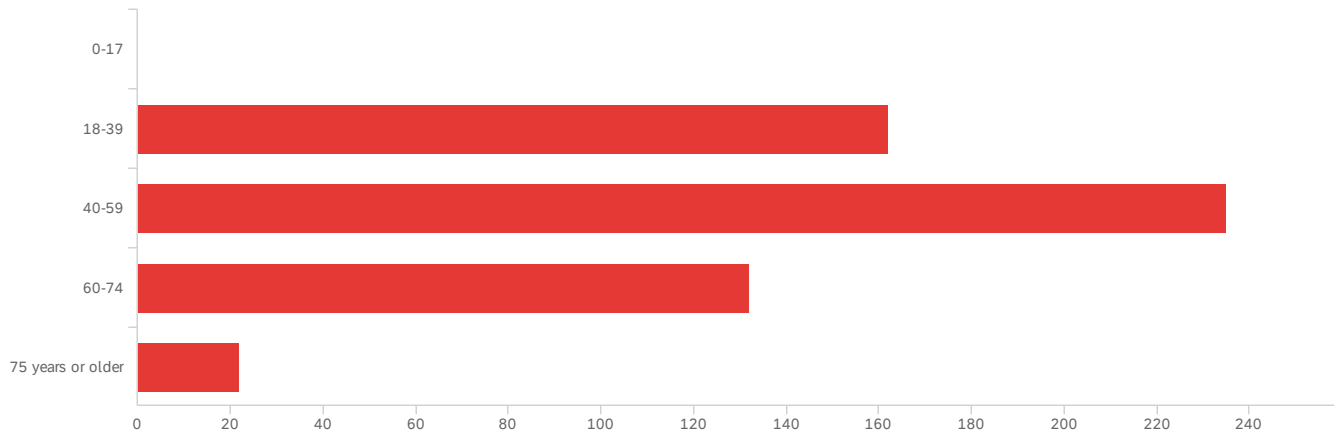
March 21, 2025 11:54 AM CDT


Q_RecaptchaScore



Data source misconfigured for this
visualization.

Q1 - What is your age?

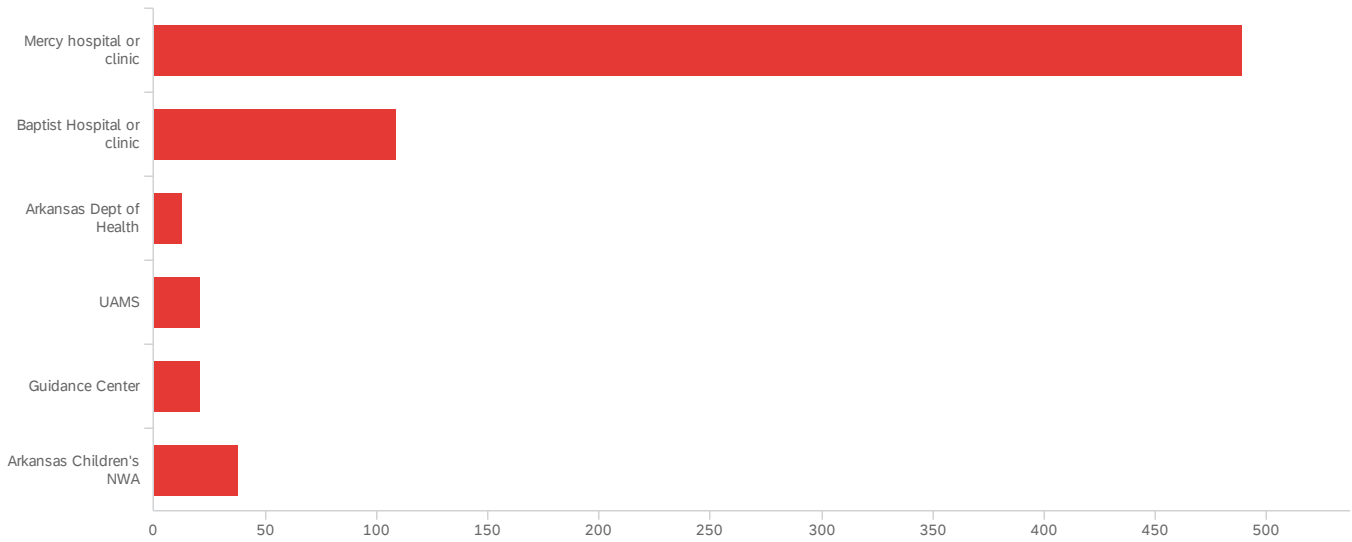




Data source misconfigured for this visualization.

#	Field	Choice Count
1	0-17	0.00% 0
2	18-39	29.40% 162
3	40-59	42.65% 235
4	60-74	23.96% 132
5	75 years or older	3.99% 22
		551

Showing rows 1 - 6 of 6

Q2 - 2) In the last 12 months, have you or anyone in your household received health services at any of the places below? Choose all that apply.



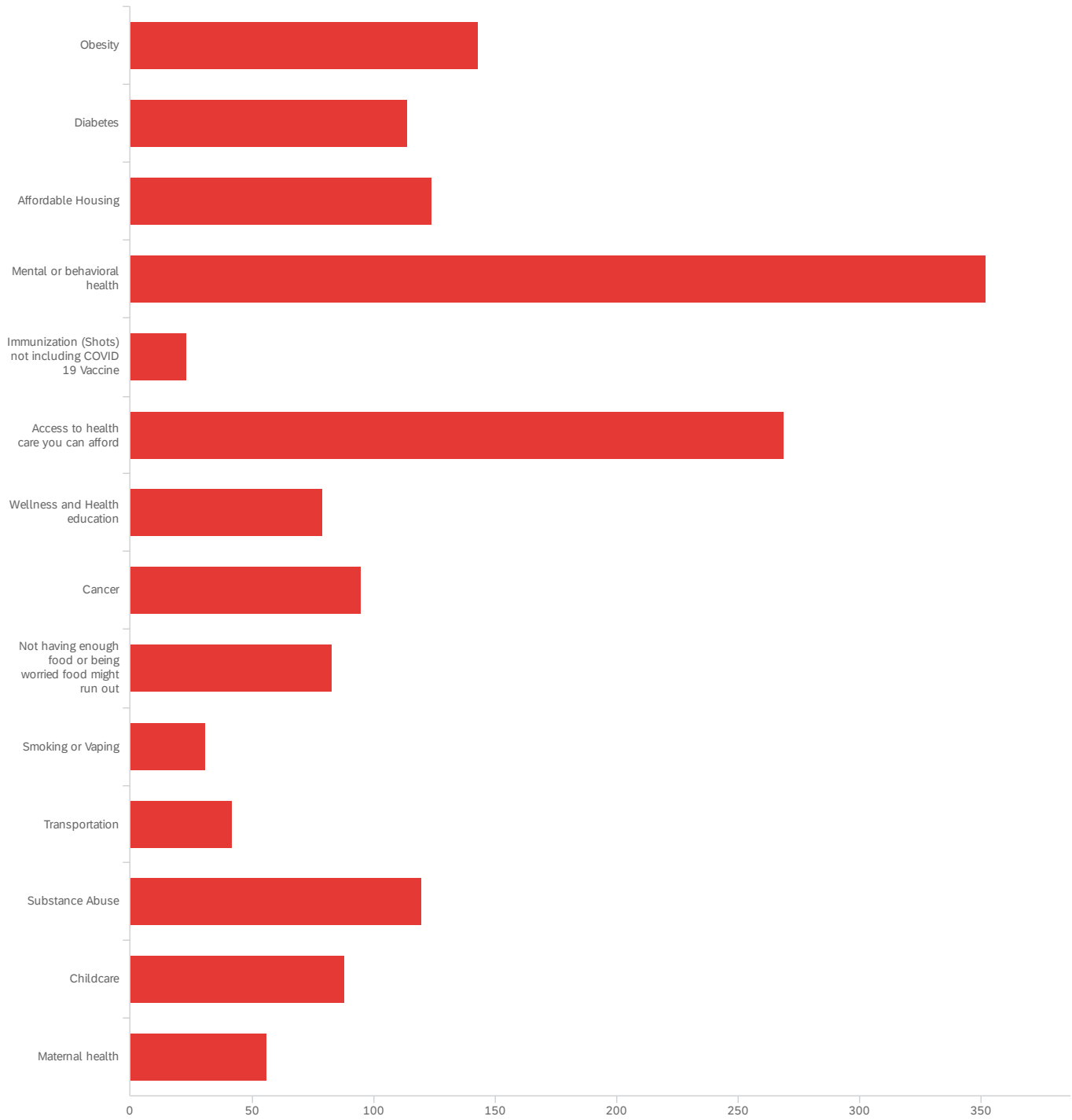

 Data source misconfigured for this visualization.

#	Field	Choice Count
1	Mercy hospital or clinic	70.77% 489
2	Baptist Hospital or clinic	15.77% 109
3	Arkansas Dept of Health	1.88% 13
4	UAMS	3.04% 21
5	Guidance Center	3.04% 21
6	Arkansas Children's NWA	5.50% 38

691

Showing rows 1 - 7 of 7

Q3 - 3) Here is a list of things health care organizations are working on in Fort Smith and rural areas. Please pick three things from this list you think are the most important.



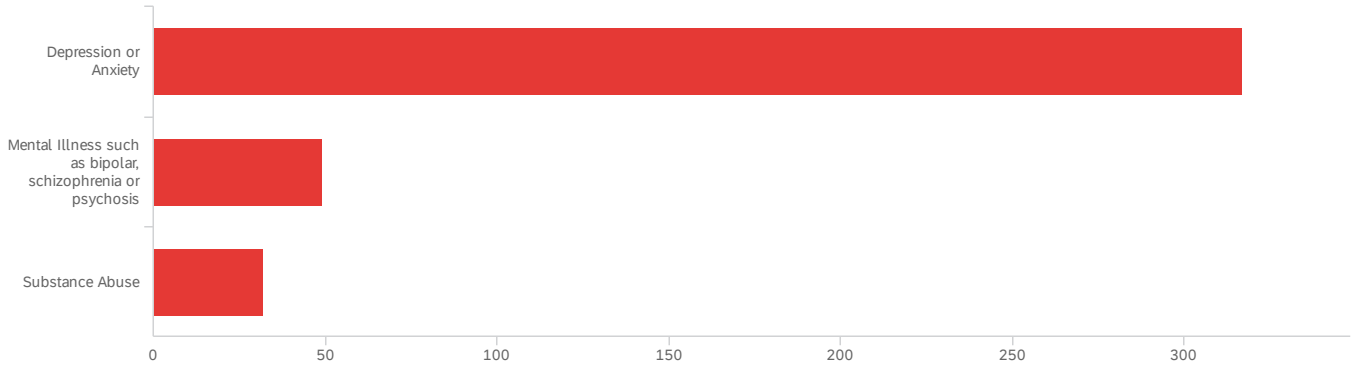

Data source misconfigured for this visualization.


#	Field	Choice Count
1	Obesity	8.83% 143
2	Diabetes	7.04% 114
3	Affordable Housing	7.66% 124
4	Mental or behavioral health	21.74% 352
5	Immunization (Shots) not including COVID 19 Vaccine	1.42% 23
6	Access to health care you can afford	16.62% 269
7	Wellness and Health education	4.88% 79
8	Cancer	5.87% 95
9	Not having enough food or being worried food might run out	5.13% 83
10	Smoking or Vaping	1.91% 31
11	Transportation	2.59% 42
12	Substance Abuse	7.41% 120
13	Childcare	5.44% 88
14	Maternal health	3.46% 56

1619

Showing rows 1 - 15 of 15

Q4 - 4) Have you or another adult in your household ever been told by a health care worker that you have any of the following? Choose all that apply



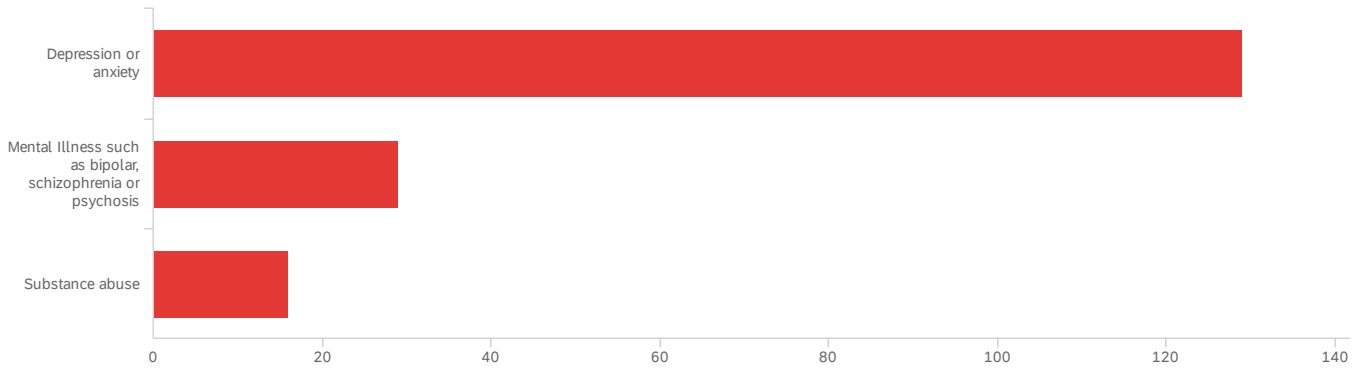

 Data source misconfigured for this visualization.

#	Field	Choice Count
1	Depression or Anxiety	79.65% 317
2	Mental Illness such as bipolar, schizophrenia or psychosis	12.31% 49
3	Substance Abuse	8.04% 32
		398

Showing rows 1 - 4 of 4

Q5 - 5) Have you ever been told by a health care worker that a child in your household

has any of the following? Choose all that apply

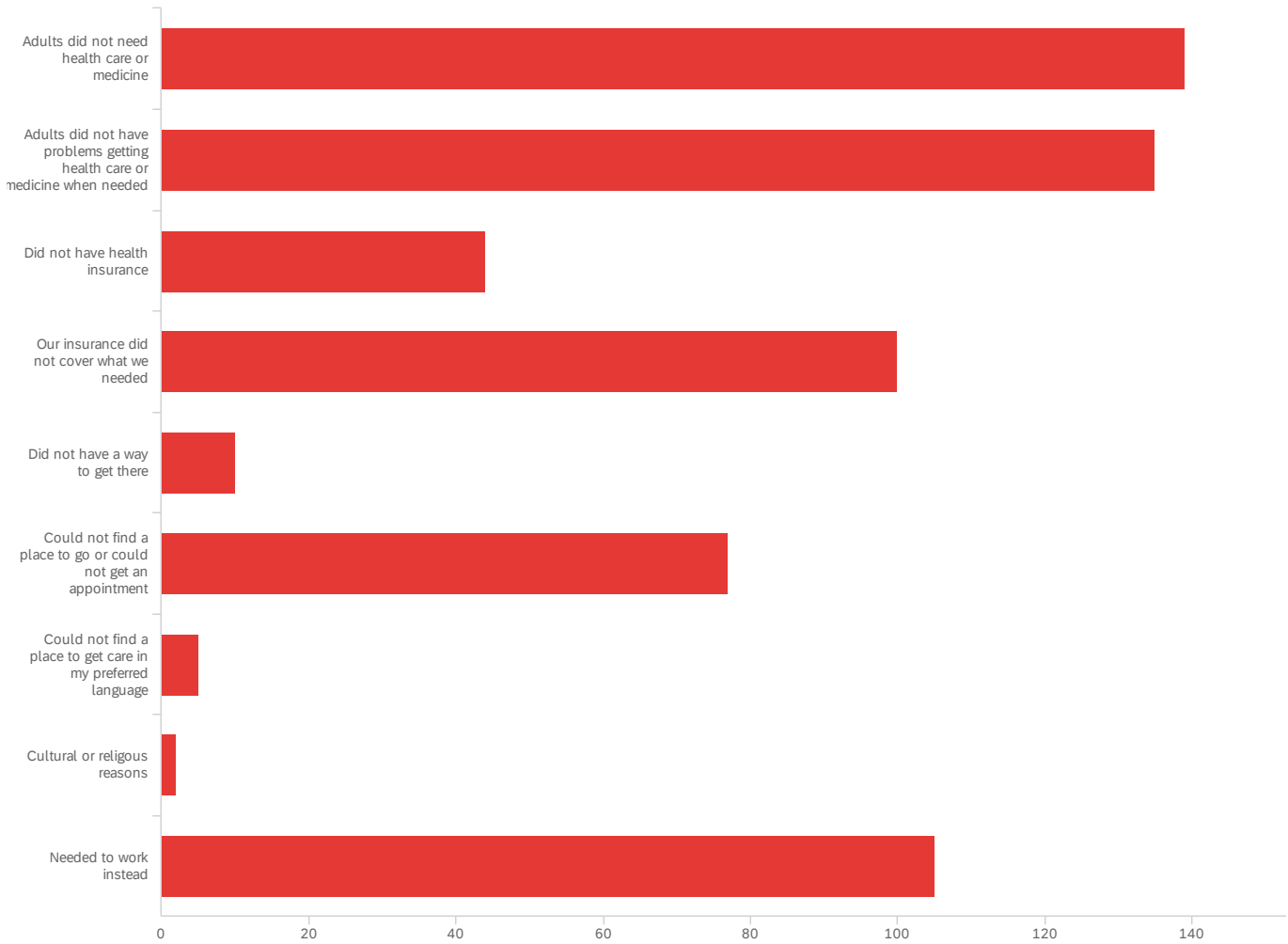



Data source misconfigured for this visualization.

#	Field	Choice Count
1	Depression or anxiety	74.14% 129
2	Mental Illness such as bipolar, schizophrenia or psychosis	16.67% 29
3	Substance abuse	9.20% 16
		174

Showing rows 1 - 4 of 4

Q6 - 6) In the last 12 months, which of these problems has kept you or other adults in your household from getting the mental health care you needed? Choose all that apply



⚠
Data source misconfigured for this visualization.

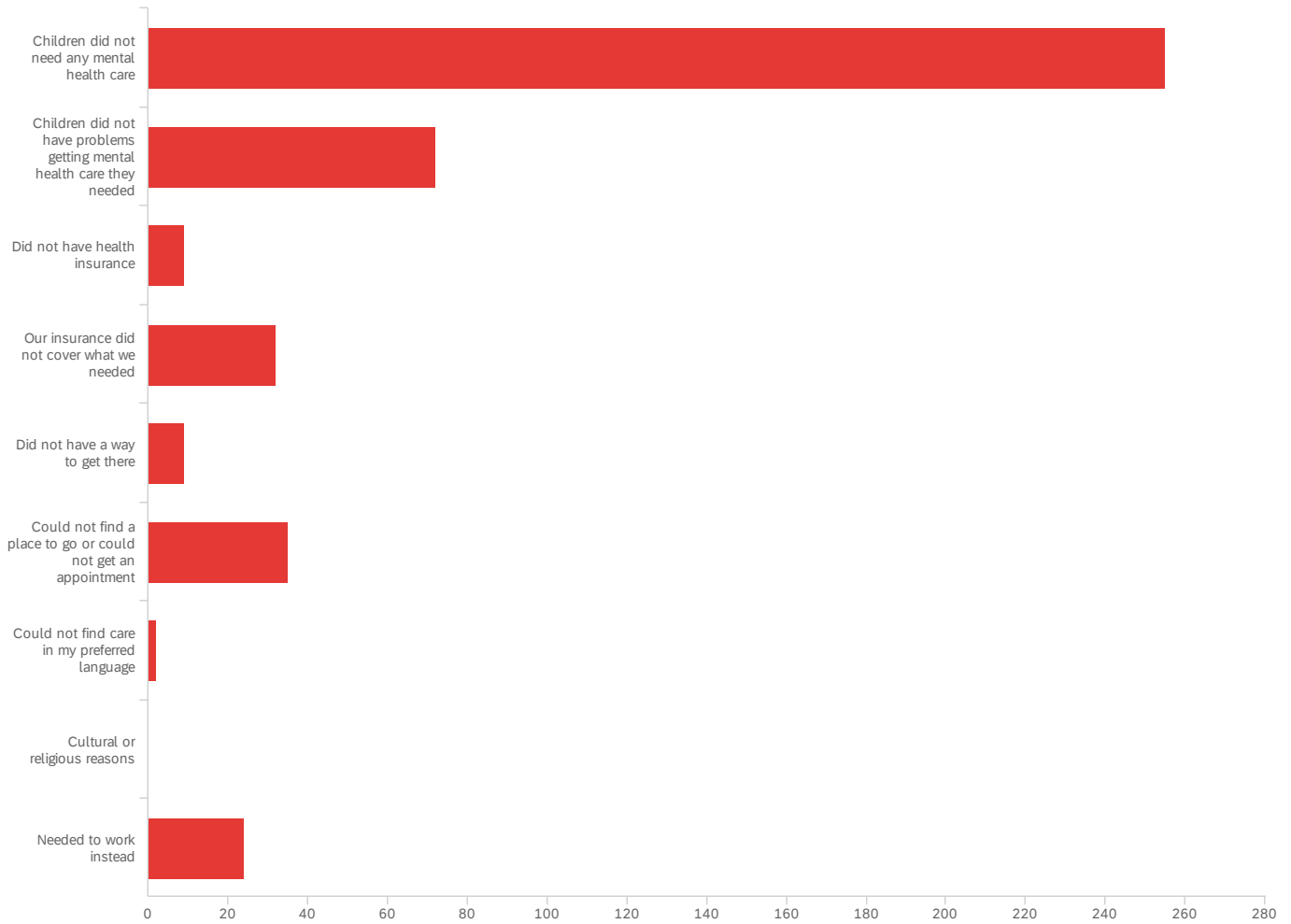
#	Field	Choice Count
1	Adults did not need health care or medicine	22.53% 139
2	Adults did not have problems getting health care or medicine when needed	21.88% 135
3	Did not have health insurance	7.13% 44


#	Field	Choice Count
4	Our insurance did not cover what we needed	16.21% 100
5	Did not have a way to get there	1.62% 10
6	Could not find a place to go or could not get an appointment	12.48% 77
7	Could not find a place to get care in my preferred language	0.81% 5
8	Cultural or religious reasons	0.32% 2
9	Needed to work instead	17.02% 105
		617

Showing rows 1 - 10 of 10

Q7 - 7) In the last 12 months, which of these problems kept children in your household

from getting the mental health care they needed? Choose all that apply



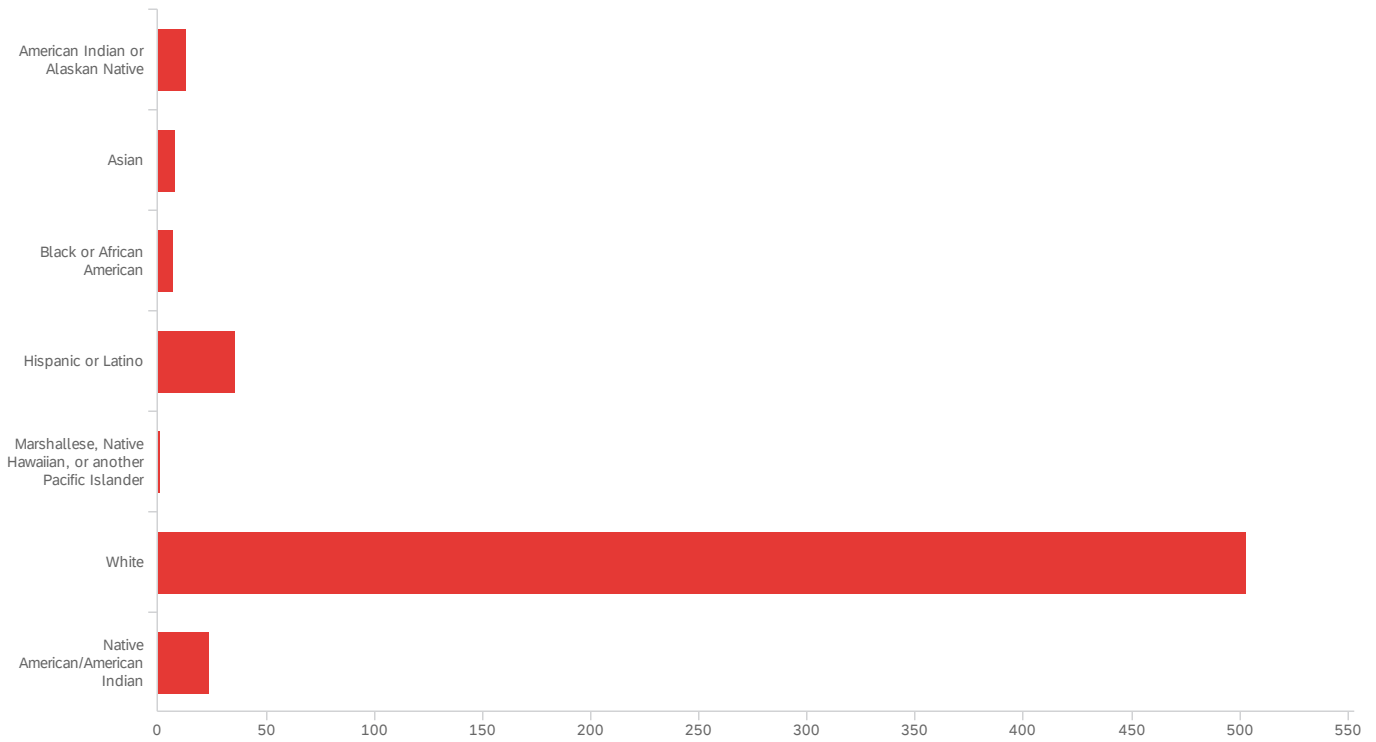

 Data source misconfigured for this visualization.

#	Field	Choice Count
1	Children did not need any mental health care	58.22% 255
2	Children did not have problems getting mental health care they needed	16.44% 72
3	Did not have health insurance	2.05% 9
4	Our insurance did not cover what we needed	7.31% 32

#	Field	Choice Count
5	Did not have a way to get there	2.05% 9
6	Could not find a place to go or could not get an appointment	7.99% 35
7	Could not find care in my preferred language	0.46% 2
8	Cultural or religious reasons	0.00% 0
9	Needed to work instead	5.48% 24
		438

Showing rows 1 - 10 of 10

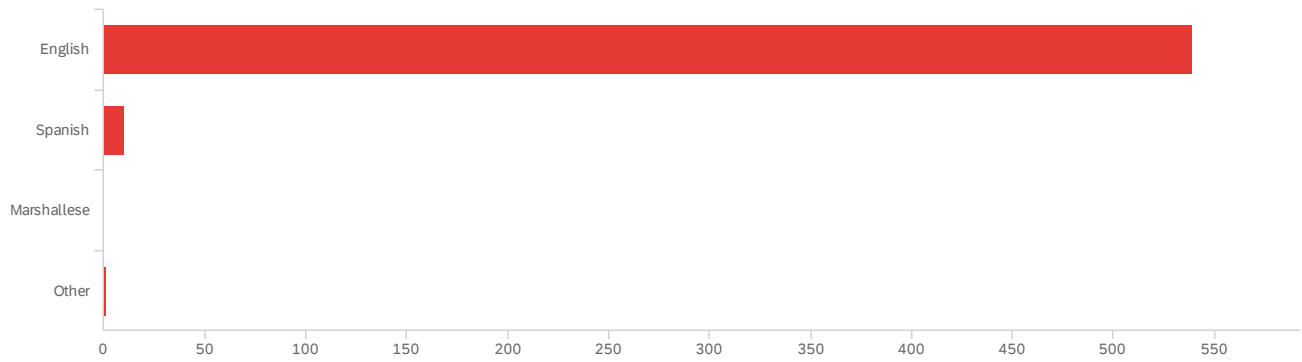
Q8 - 9) What is your race or ethnicity? (Choose all that apply)



#	Field	Choice Count
6	White	84.97% 503
7	Native American/American Indian	4.05% 24
5	Marshallese, Native Hawaiian, or another Pacific Islander	0.17% 1
4	Hispanic or Latino	6.08% 36
3	Black or African American	1.18% 7
2	Asian	1.35% 8
1	American Indian or Alaskan Native	2.20% 13
		592

Showing rows 1 - 8 of 8

Q9 - 10) What is the main language used in your home most of the time?

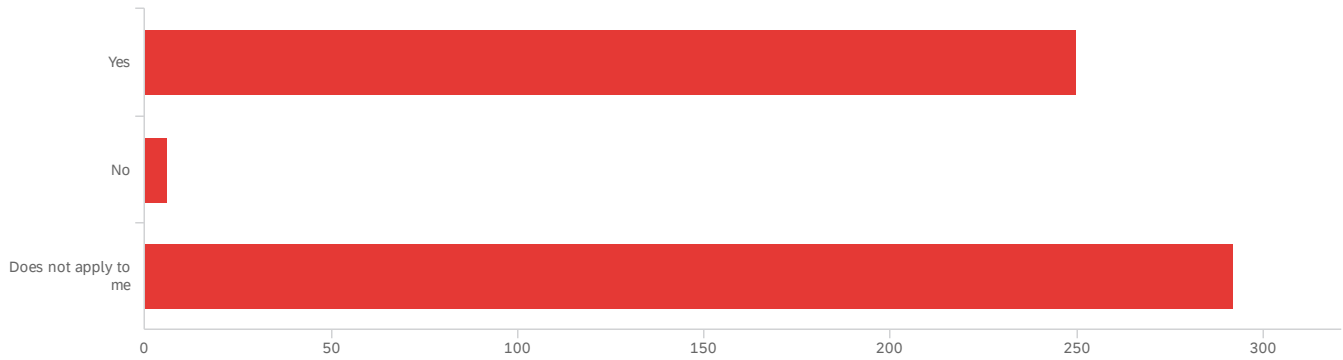


#	Field	Minimum	Maximum	Mean	Std Deviation	Variance	Count
1	10) What is the main language used in your home most of the time?	1.00	4.00	1.02	0.18	0.03	550

#	Field	Choice Count
1	English	98.00% 539
2	Spanish	1.82% 10
3	Marshallese	0.00% 0
4	Other	0.18% 1
		550

Showing rows 1 - 5 of 5

Q12 - During your most recent pregnancy did you receive prenatal care? (Regular appointments with your OBGYN)

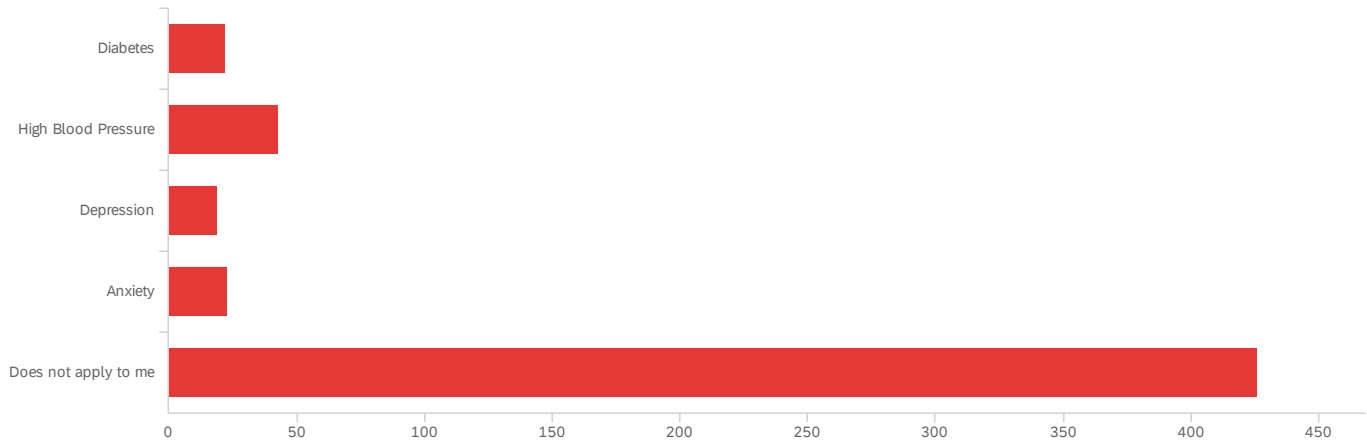


#	Field	Minimum	Maximum	Mean	Std Deviation	Variance	Count
1	During your most recent pregnancy did you receive prenatal care? (Regular appointments with your OBGYN)	1.00	3.00	2.08	0.99	0.98	548

#	Field	Choice	Count
1	Yes	45.62%	250
2	No	1.09%	6
3	Does not apply to me	53.28%	292
			548

Showing rows 1 - 4 of 4

Q14 - During your most recent pregnancy did a healthcare provider tell you that you had any of the following conditions?

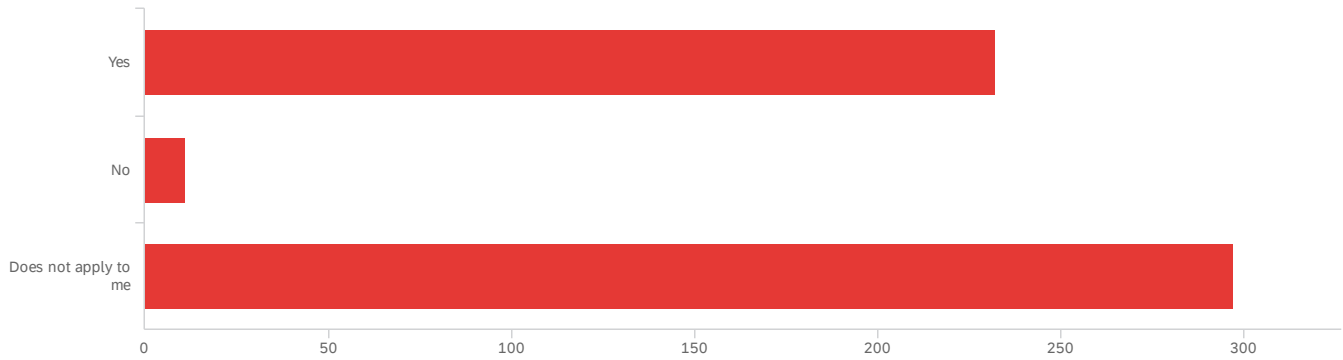


#	Field	Minimum	Maximum	Mean	Std Deviation	Variance	Count
1	During your most recent pregnancy did a healthcare provider tell you that you had any of the following conditions?	1.00	5.00	4.48	1.14	1.30	533

#	Field	Choice Count
1	Diabetes	4.13% 22
2	High Blood Pressure	8.07% 43
3	Depression	3.56% 19
4	Anxiety	4.32% 23
5	Does not apply to me	79.92% 426
		533

Showing rows 1 - 6 of 6

Q15 - After your most recent pregnancy, did you have a postpartum checkup? (6 to 8 weeks after giving birth)



#	Field	Minimum	Maximum	Mean	Std Deviation	Variance	Count
1	After your most recent pregnancy, did you have a postpartum checkup? (6 to 8 weeks after giving birth)	1.00	3.00	2.12	0.98	0.97	540

#	Field	Choice	Count
1	Yes	42.96%	232
2	No	2.04%	11
3	Does not apply to me	55.00%	297
			540

Showing rows 1 - 4 of 4

End of Report

Fort Smith Community Health Survey | 2024

- 1) What is your age?
 - 0-17
 - 18-39
 - 40-59
 - 60-74
 - 75 years or older

- 2) In the last 12 months, have you or anyone in your household received health services at any of the places below? Choose all that apply.
 - Mercy hospital
 - Mercy Clinic
 - Baptist Hospital
 - Arkansas Dept of Health
 - UAMS
 - Guidance Center
 - Arkansas Children's NWA
 - Baptist Clinics

- 3) Here is a list of things health care organizations are working on in Fort Smith and rural areas. Please pick three things from this list you think are the most important.
 - Obesity
 - Diabetes
 - Affordable Housing
 - Mental or behavioral health
 - Immunization (Shots) not including COVID 19 Vaccine
 - Access to health care you can afford
 - Wellness and Health education
 - Cancer
 - Not having enough food or being worried food might run out
 - Smoking or Vaping
 - Transportation
 - Substance Abuse
 - Childcare
 - Maternal health

- 4) Have you or another adult in your household ever been told by a health care worker that you have any of the following? Choose all that apply
 - Depression or Anxiety
 - Mental Illness such as bipolar, schizophrenia or psychosis
 - Substance Abuse
 - None of the above

- 5) Have you ever been told by a health care worker that a child in your household has any of the following? Choose all that apply

Fort Smith Community Health Survey | 2024

- Depression or anxiety
 - Mental Illness such as bipolar, schizophrenia or psychosis
 - Substance abuse
 - None of the above
- 6) In the last 12 months, which of these problems has kept you or other adults in your household from getting the mental health care you needed? Choose all that apply
- Adults did not need health care or medicine
 - Adults did not have problems getting health care or medicine when needed
 - Did not have health insurance
 - Our insurance did not cover what we needed
 - Did not have a way to get there
 - Could not find a place to go or could not get an appointment
 - Could not find a place to get care in my preferred language
 - Cultural or religious reasons
 - Needed to work instead
- 7) In the last 12 months, which of these problems kept children in your household from getting the mental health care they needed? Choose all that apply
- Children did not need any mental health care
 - Children did not have problems getting mental health care they needed
 - Did not have health insurance
 - Our insurance did not cover what we needed
 - Did not have a way to get there
 - Could not find a place to go or could not get an appointment
 - Could not find care in my preferred language
 - Cultural or religious reasons
 - Needed to work instead
- 8) What is your race or ethnicity? (Choose all that apply)
- American Indian or Alaskan Native
 - Asian
 - Black or African American
 - Hispanic or Latino
 - Marshallese, Native Hawaiian, or another Pacific Islander
 - White
 - Native American/American Indian
- 9) What is the main language used in your home most of the time?
- English
 - Spanish
 - Marshallese
 - Other

Fort Smith Community Health Survey | 2024

10) What is your zip code? _____

11) During your most recent pregnancy did you receive prenatal care? (Regular appointments with your OBGYN)

- Yes
- No
- Does not apply to me

12) During your most recent pregnancy did a healthcare provider tell you that you had any of the following conditions?

- Diabetes
- High Blood Pressure
- Depression
- Anxiety
- Does not apply to me

13) After your most recent pregnancy, did you have a postpartum checkup? (6 to 8 weeks after giving birth)

- Yes
- No
- Does not apply to me

Mercy Waldron CHNA 2025

Appendix B

Identified Health Need

Behavioral Health

Mental or behavioral health (for the purpose of this report, the terms will be used interchangeably) can be defined as a state of well-being in which the individual realizes his or her own abilities, can cope with the normal stresses of life, can work productively, and is able to make a contribution to his or her community.

Behavioral Health Indicators

- Percent of adults reporting 14 or more days of poor mental health in the past 30 days in FTSM is 4.6%, which is lower than the state of Arkansas (5.3%).¹
- 39% of Scott County adults reported fewer than 7 hours of sleep per night on average. This compares to 40% of adults in Arkansas overall.¹
- Number of deaths due to suicide in Scott County is 23 per 100,000, which is higher than the state of Arkansas rate of 19 per 100,000.¹
- Responses to the 2024 FTSM Community Health Survey revealed:
 - Mental and behavioral health ranked as the top health issue by survey respondents. 22% indicated that mental health was one of the three biggest health issues or problems in the community.
 - Respondents ranked mental and behavioral health 1st in importance from a list of fourteen health issues healthcare organizations are working on in FTSM.

References

1. County Health Rankings, 2021. <https://www.countyhealthrankings.org/>